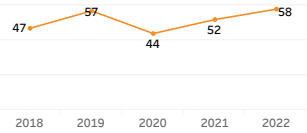
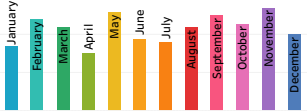


Year



Month



First Harmful Ev *

TOTAL CRASHES	258
MOVING VEHICLE	238
FIXED OBJECT	11
PARKED CAR	5
PEDESTRIAN	2
OVERTURNED	1
CYCLIST	1

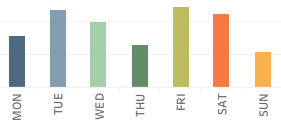
Injury Summary

	Total	2018	2019	2020	2021	2022
FATALITY	0	0	0	0	0	0
SERIOUS INJURY	6	1	4	0	1	0
NON-SERIOUS INJURY	27	3	9	7	4	4
POSSIBLE INJURY	65	15	10	7	12	21
NOT INJURED	527	90	112	106	101	118
UNKNOWN	73	11	13	13	13	23

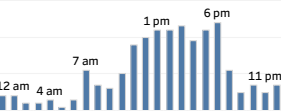
Injury Details (scroll down to see more)

	Total	2018	2019	2020	2021	2022
FATALITY: MOTORIST	0	0	0	0	0	0
FATALITY: PEDESTRIAN	0	0	0	0	0	0
FATALITY: CYCLIST	0	0	0	0	0	0
SERIOUS INJURY: MOTORIST	6	1	4	0	1	0
SERIOUS INJURY: PEDESTRIAN	0	0	0	0	0	0
SERIOUS INJURY: CYCLIST	0	0	0	0	0	0
NON-SERIOUS INJURY: MOTORIST	24	3	9	6	3	3
NON-SERIOUS INJURY: PEDESTRIAN	2	0	0	0	1	1
NON-SERIOUS INJURY: CYCLIST	1.0	0.0	0.0	1.0	0.0	0.0
POSSIBLE INJURY: MOTORIST	65.0	15.0	10.0	7.0	12.0	21.0
POSSIBLE INJURY: PEDESTRIAN	0.0	0.0	0.0	0.0	0.0	0.0

Day of Week

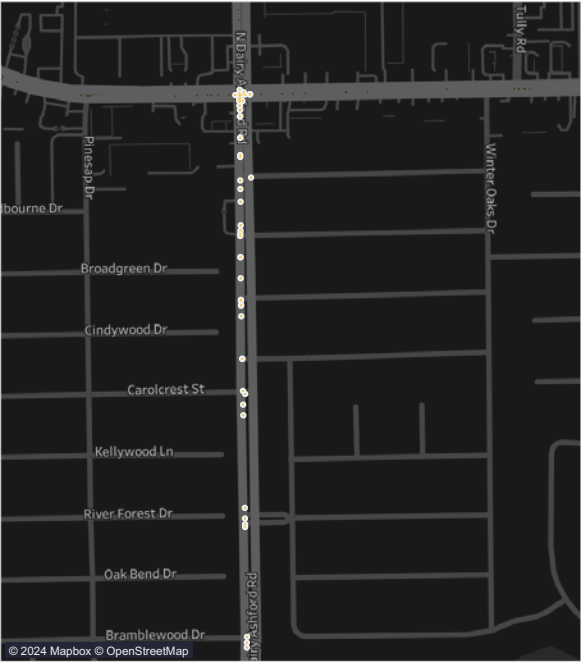


Hour



Crash Sevl * y

TOTAL CRASHES	258
SERIOUS INJURY	6
NON-SERIOUS INJURY	22
POSSIBLE INJURY	47
NOT INJURED	182
UNKNOWN	1



Primary Crash Contributing Factor (scroll down to see more)

TOTAL CRASHES	258
FAILED TO CONTROL SPEED	68
UNKNOWN	31
FAILED TO YIELD RIGHT OF WAY - TURNING LEFT	21
DRIVER INATTENTION	18
DISREGARD STOP AND GO SIGNAL	15
CHANGED LANE WHEN UNSAFE	13
OTHER (EXPLAIN IN NARRATIVE)	13
FAILED TO DRIVE IN SINGLE LANE	9
DISTRACTION IN VEHICLE	8
FAILED TO YIELD RIGHT OF WAY - STOP SIGN	8
FAILED TO YIELD RIGHT OF WAY - OPEN INTERSECTION	6
FAILED TO YIELD RIGHT OF WAY - PRIVATE DRIVE	5
FOLLOWED TOO CLOSELY	5
DISREGARD STOP SIGN OR LIGHT	4

YEAR/MONTH/DAY OF WEEK

Year All
Month All
Day of Week All

GEOGRAPHY

County All
In/Unincorporated Area All
Co. Commissioner Precinct All
City All
City Council District All
Zip Code All

SPECIFIC CONDITION

First Harmful Events All
Crash Severity All
Intersection Related All
Commercial Truck Related All
Transit Bus Related All

School Bus Related All
Primary Contributing Factors All

Grouped Contributing Factors (All)

No. of Crashes

