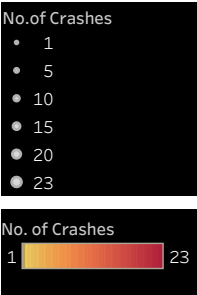
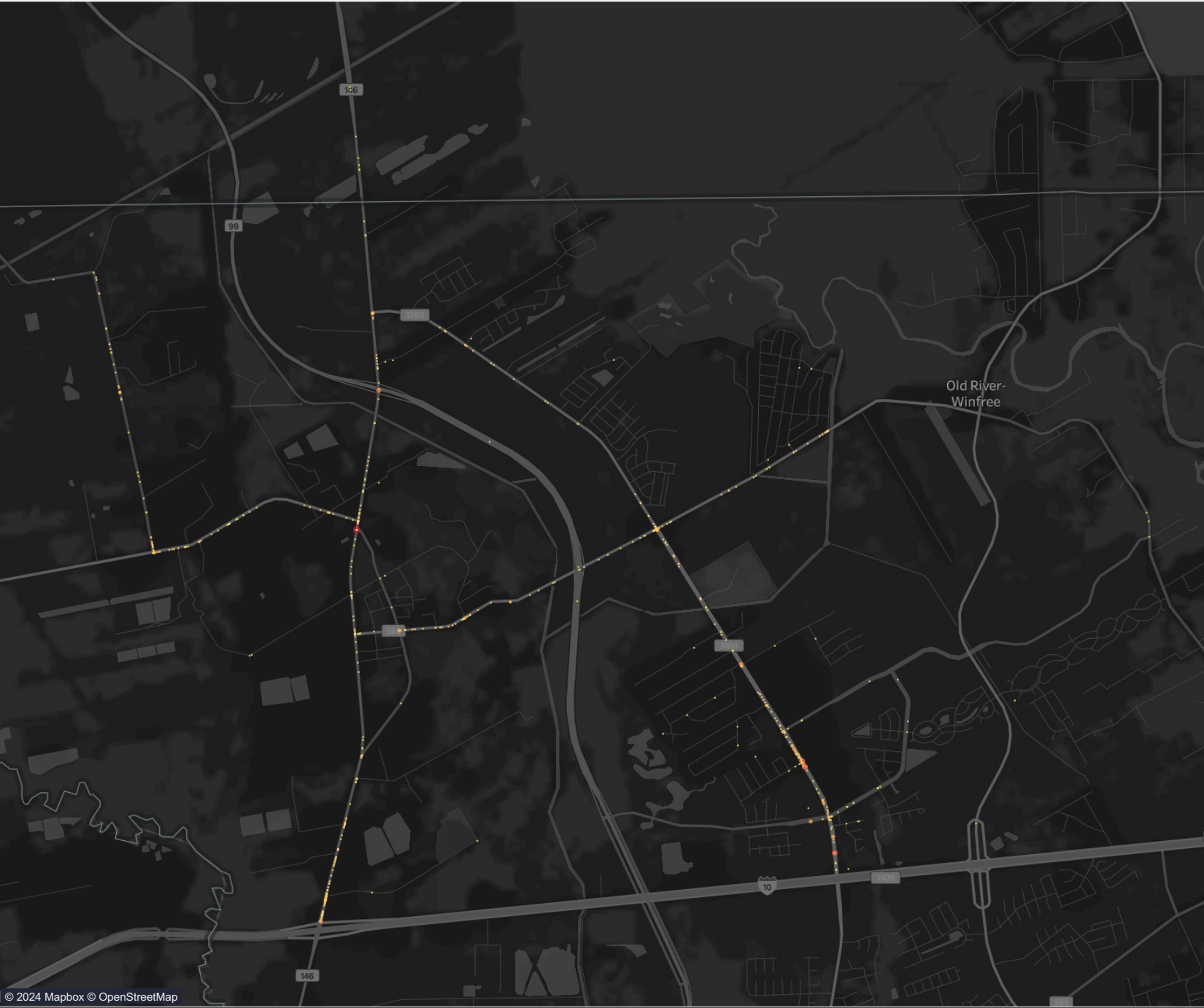


Map



First Harmful Event

TOTAL CRASHES	1,032
MOVING VEHICLE	852
FIXED OBJECT	85
PARKED CAR	43
ANIMAL	19
OVERTURNED	17
OTHER OBJECT	4
CYCLIST	4
PEDESTRIAN	4
OTHER NON COLLISION	2
TRAIN	2

Year



Crash Severity

TOTAL CRASHES	1,032
FATALITY	3
SERIOUS INJURY	20
NON-SERIOUS INJURY	49
POSSIBLE INJURY	83
NOT INJURED	857
UNKNOWN	20

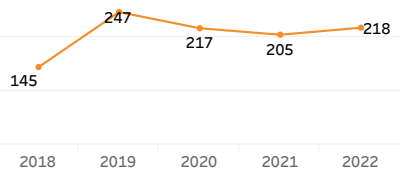
Injury Details *(scroll down to see more)*

	Total	2018	2019	2020	2021	2022
FATALITY: MOTORIST	5	3	0	0	1	1
FATALITY: PEDESTRIAN	0	0	0	0	0	0
FATALITY: CYCLIST	0	0	0	0	0	0
SERIOUS INJURY: MOTORIST	17	5	4	1	4	3
SERIOUS INJURY: PEDESTRI..	2	1	0	0	1	0
SERIOUS INJURY: CYCLIST	1	0	0	1	0	0
NON-SERIOUS INJURY: MOT..	63	10	21	8	10	14
NON-SERIOUS INJURY: PED..	2	0	0	0	0	2
NON-SERIOUS INJURY: CYCL..	1	0	0	0	1	0
POSSIBLE INJURY: MOTORIST	114	20	20	32	12	30
POSSIBLE INJURY: PEDESTR..	0	0	0	0	0	0
POSSIBLE INJURY: CYCLIST	0	0	0	0	0	0
NOT INJURED: MOTORIST	2,224	305	571	431	460	457
NOT INJURED: PEDESTRIAN	0	0	0	0	0	0
NOT INJURED: CYCLIST	2	0	0	0	1	1
UNKNOWN: MOTORIST	72	12	10	14	16	20
UNKNOWN: PEDESTRIAN	0	0	0	0	0	0
UNKNOWN: CYCLIST	0	0	0	0	0	0

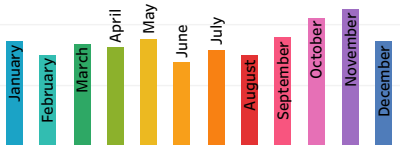
Injury Summary

	Total	2018	2019	2020	2021	2022
FATALITY	5	3	0	0	1	1
SERIOUS INJURY	20	6	4	2	5	3
NON-SERIOUS INJURY	66	10	21	8	11	16
POSSIBLE INJURY	114	20	20	32	12	30
NOT INJURED	2,226	305	571	431	461	458
UNKNOWN	72	12	10	14	16	20

Year



Month



First Harmful Ev *

TOTAL CRASHES	1,032
MOVING VEHICLE	852
FIXED OBJECT	85
PARKED CAR	43
ANIMAL	19
OVERTURNED	17
OTHER OBJECT	4
CYCLIST	4
PEDESTRIAN	4
OTHER NON COLLISION	2
TRAIN	2

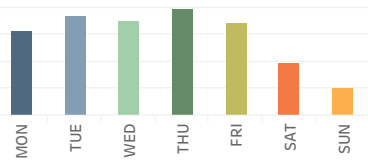
Injury Summary

	Total	2018	2019	2020	2021	2022
FATALITY	5	3	0	0	1	1
SERIOUS INJURY	20	6	4	2	5	3
NON-SERIOUS INJURY	66	10	21	8	11	16
POSSIBLE INJURY	114	20	20	32	12	30
NOT INJURED	2,226	305	571	431	461	458
UNKNOWN	72	12	10	14	16	20

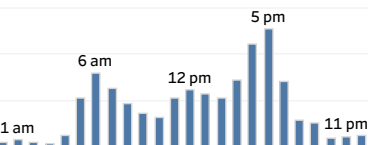
Injury Details (scroll down to see more)

	Total	2018	2019	2020	2021	2022
FATALITY: MOTORIST	5	3	0	0	1	1
FATALITY: PEDESTRIAN	0	0	0	0	0	0
FATALITY: CYCLIST	0	0	0	0	0	0
SERIOUS INJURY: MOTORIST	17	5	4	1	4	3
SERIOUS INJURY: PEDESTRIAN	2	1	0	0	1	0
SERIOUS INJURY: CYCLIST	1	0	0	1	0	0
NON-SERIOUS INJURY: MOT..	63	10	21	8	10	14
NON-SERIOUS INJURY: PED..	2	0	0	0	0	2
NON-SERIOUS INJURY: CYCL..	1	0	0	0	1	0
POSSIBLE INJURY: MOTORIST	114	20	20	32	12	30
POSSIBLE INJURY: PEDESTRIAN	0	0	0	0	0	0

Day of Week



Hour



Crash Sevi * y

TOTAL CRASHES	1,032
FATALITY	3
SERIOUS INJURY	20
NON-SERIOUS INJURY	49
POSSIBLE INJURY	83
NOT INJURED	857
UNKNOWN	20



No. of Crashes

Primary Crash Contributing Factor (scroll down to see more)

TOTAL CRASHES	1,032
FAILED TO CONTROL SPEED	279
DRIVER INATTENTION	93
FAILED TO YIELD RIGHT OF WAY - TURNING LEFT	88
FOLLOWED TOO CLOSELY	65
UNKNOWN	64
FAILED TO YIELD RIGHT OF WAY - PRIVATE DRIVE	59
CHANGED LANE WHEN UNSAFE	55
DISTRACTION IN VEHICLE	41
FAILED TO YIELD RIGHT OF WAY - OPEN INTERSECTION	41
OTHER (EXPLAIN IN NARRATIVE)	34
BACKED WITHOUT SAFETY	27
FAILED TO YIELD RIGHT OF WAY - STOP SIGN	25
FAILED TO DRIVE IN SINGLE LANE	24
TURNED WHEN UNSAFE	23

YEAR/MONTH/DAY OF WEEK

Year All

Month All

Day of Week All

GEOGRAPHY

County All

In/Unincorporated Area
Incorporated

Co. Commissioner Precinct
All

City
Mont Belvieu

City Council District
All

Zip Code All

SPECIFIC CONDITION

First Harmful Events
All

Crash Severity
All

Intersection Related
All

Commerical Truck Related
All

Transit Bus Related
All

School Bus Related
All

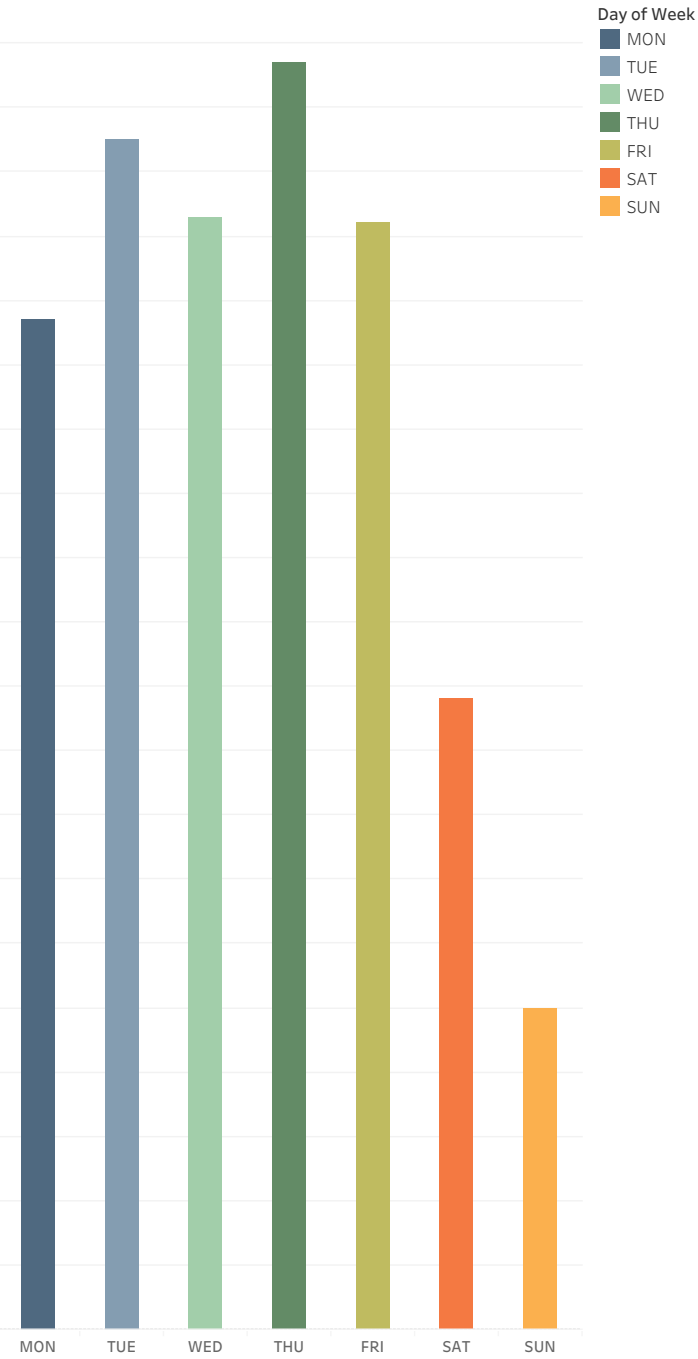
Primary Contributing Factors
All

Grouped Contributing Factors
(All)

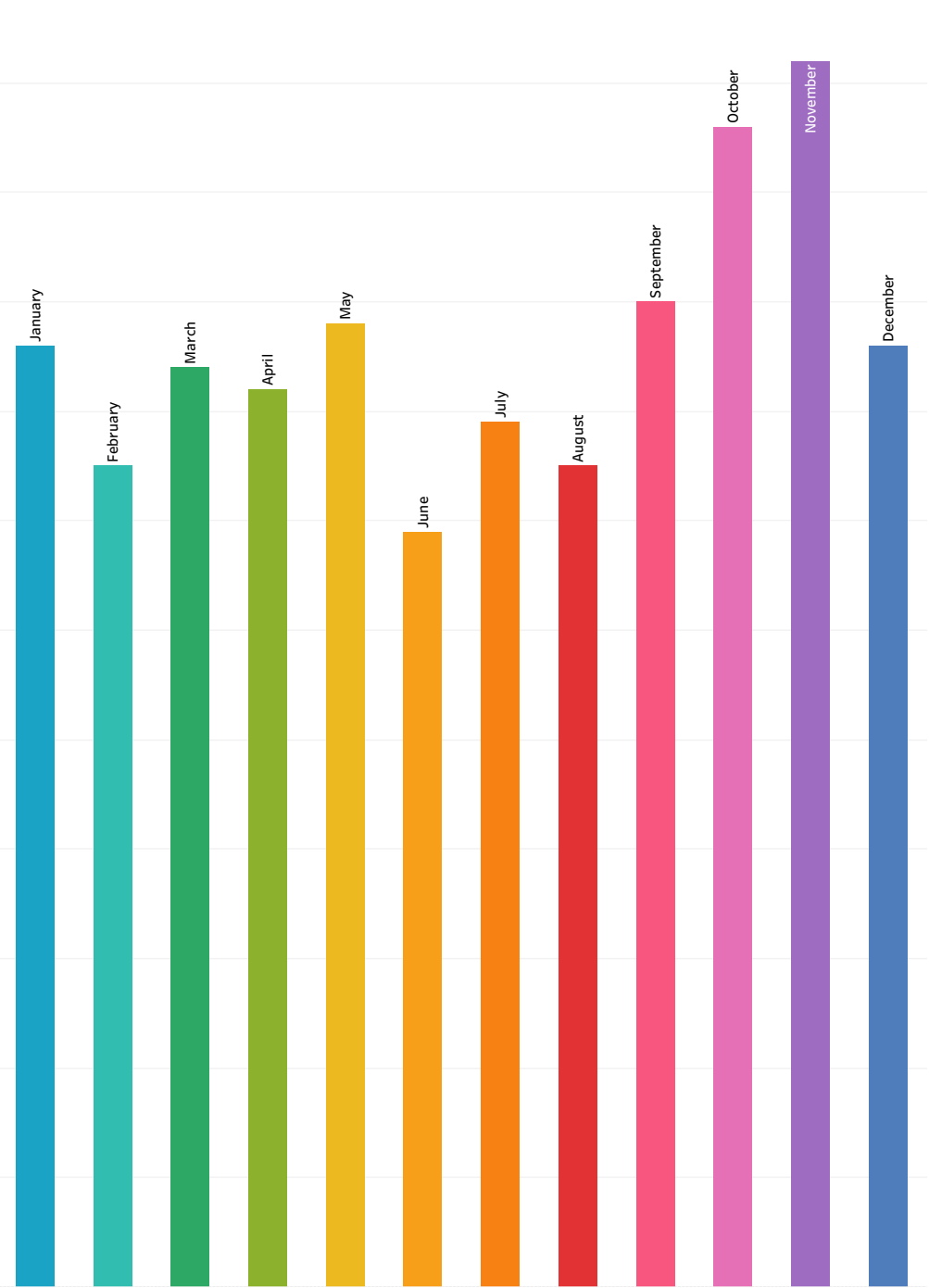
No. of Crashes



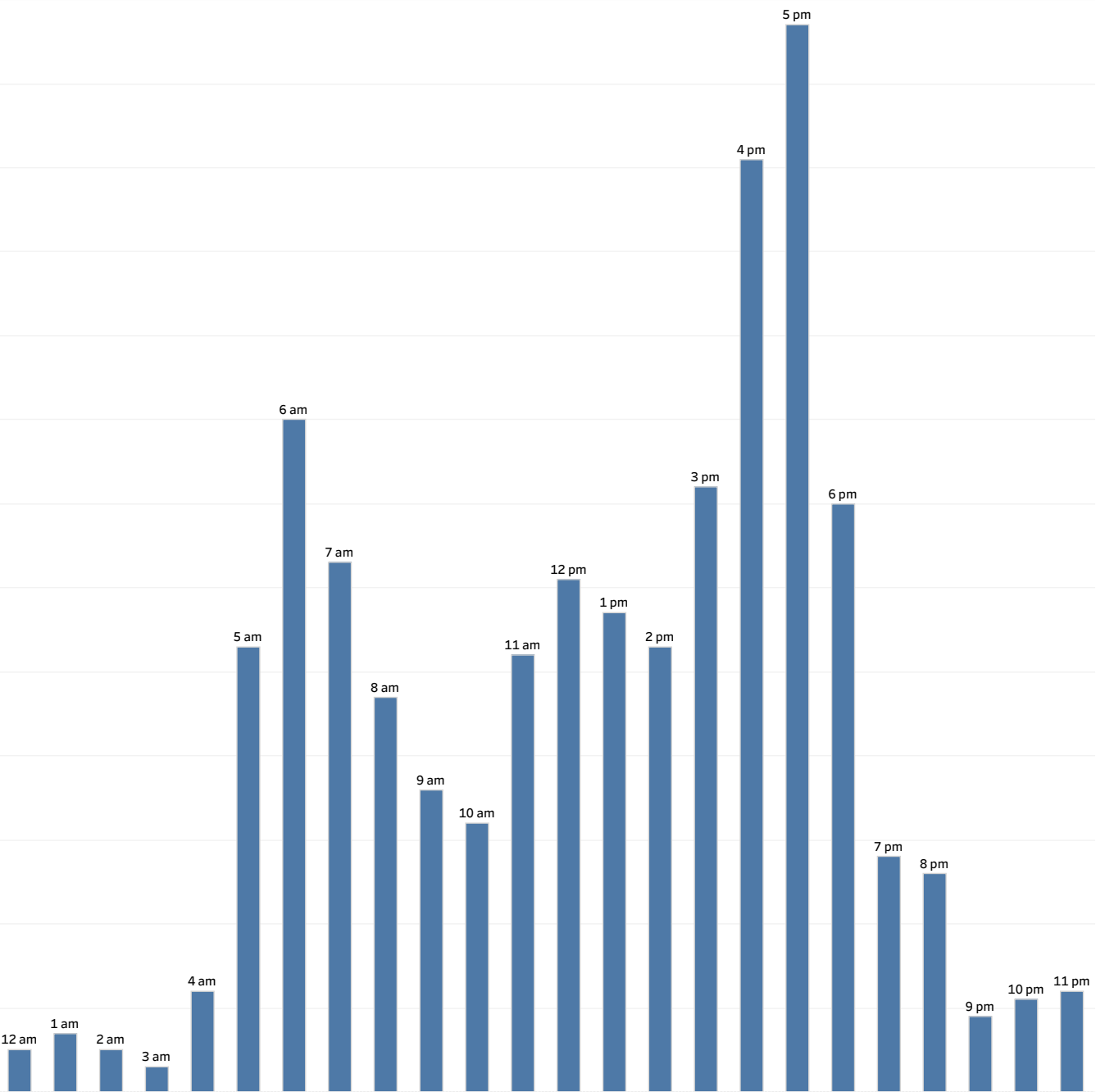
Day of Week



Month



Hour



Primary Crash Contributing Factor *(scroll down to see more)*

TOTAL CRASHES	1,032
FAILED TO CONTROL SPEED	279
DRIVER INATTENTION	93
FAILED TO YIELD RIGHT OF WAY - TURNING LEFT	88
FOLLOWED TOO CLOSELY	65
UNKNOWN	64
FAILED TO YIELD RIGHT OF WAY - PRIVATE DRIVE	59
CHANGED LANE WHEN UNSAFE	55
DISTRACTION IN VEHICLE	41
FAILED TO YIELD RIGHT OF WAY - OPEN INTERSECTION	41
OTHER (EXPLAIN IN NARRATIVE)	34
BACKED WITHOUT SAFETY	27
FAILED TO YIELD RIGHT OF WAY - STOP SIGN	25
FAILED TO DRIVE IN SINGLE LANE	24
TURNED WHEN UNSAFE	23
ANIMAL ON ROAD - WILD	16
FATIGUED OR ASLEEP	14
DISREGARD STOP SIGN OR LIGHT	11
FAILED TO PASS TO LEFT SAFELY	7
UNSAFE SPEED	7
TURNED IMPROPERLY - WRONG LANE	6
UNDER INFLUENCE - ALCOHOL	6
TURNED IMPROPERLY - WIDE RIGHT	5
DISREGARD STOP AND GO SIGNAL	4
FAULTY EVASIVE ACTION	4
FAILED TO YIELD RIGHT OF WAY - TURN ON RED	3
HAD BEEN DRINKING	3
ILL (EXPLAIN IN NARRATIVE)	3
FAILED TO PASS TO RIGHT SAFELY	2
FAILED TO STOP AT PROPER PLACE	2
FAILED TO STOP FOR TRAIN	2
LOAD NOT SECURED	2
OVERTAKE AND PASS INSUFFICIENT CLEARANCE	2
PASSED ON RIGHT SHOULDER	2

Primary Crash Contributing Factor *(scroll down to see more)*

ROAD RAGE	2
TURNED IMPROPERLY - CUT CORNER ON LEFT	2
WRONG SIDE - NOT PASSING	2
ANIMAL ON ROAD - DOMESTIC	1
CELL/MOBILE DEVICE USE - UNKNOWN	1
DISREGARD TURN MARKS AT INTERSECTION	1
DROVE WITHOUT HEADLIGHTS	1
FAILED TO GIVE HALF OF ROADWAY	1
FAILED TO YIELD RIGHT OF WAY - YIELD SIGN	1
PASSED IN NO PASSING LANE	1

Titel
—
Forts.
t_
Harm
m
*

Cr
as
h
—
S
e
v
er
i-
ty
*