



Pedestrian-Bicyclist Subcommittee



October 18, 2018



2045 Active Transportation Plan



Clint McManus, H-GAC
October 18, 2018

What & Why?

- Long-range regional plan
- Update from 2040
- Supports 2045 Regional Transportation Plan



Planning Process

Public Input

Stakeholder
Input

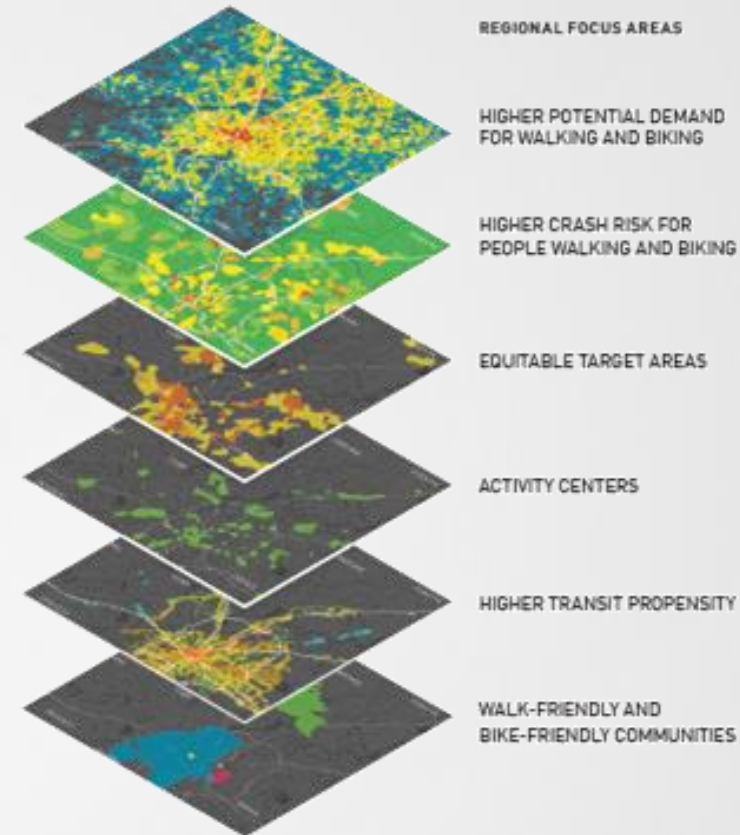
Data
Analysis &
Mapping

Plan Contents

- Existing Conditions and Plans
- Regional Needs
- Vision, Goals, Actions, and Measures
- Focus Areas
- Strategies

New Components

- Focus Areas
- Multimodal emphasis
- Sidewalk data
- Performance measures
- Equity as goal
- Design standards
- Glossary



Walk. Bike. Thrive! Atlanta Regional Commission 2016

Milestones & Schedule

- Data analysis: Early-Mid November
- Content: Mid-Late November
- Final report to Ped/Bike Subcommittee: Mid-January
- Final report to TAC and TPC: February and March

Subcommittee Involvement

- Review of draft content
- Review and approval of final plan



Questions?





FHWA Performance Measures Pilot

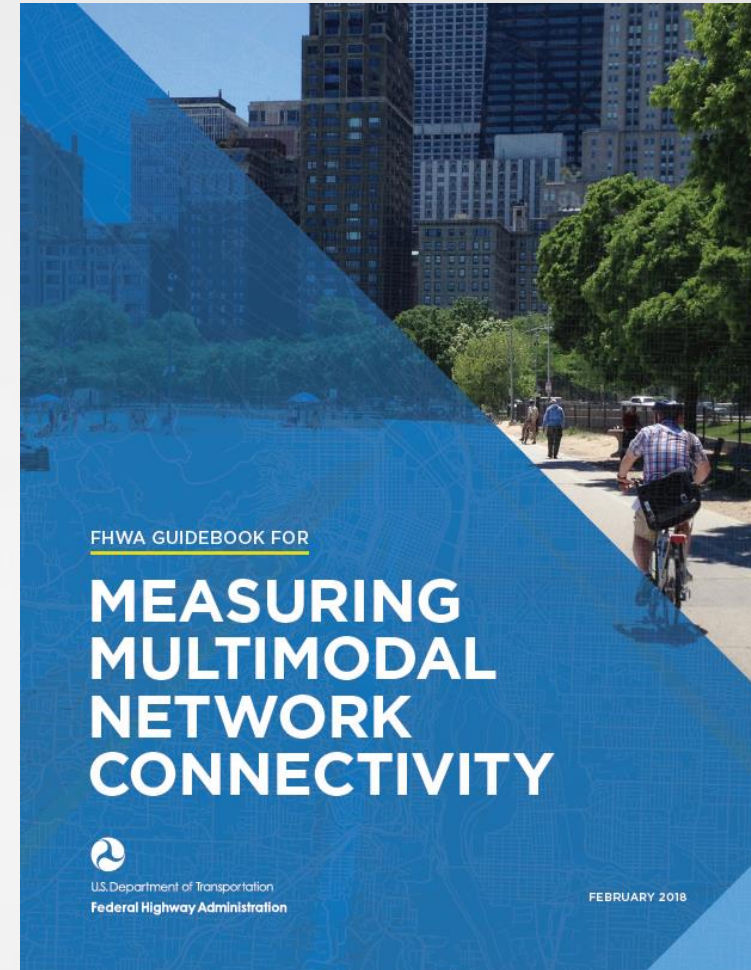


Clint McManus, H-GAC
October 18, 2018



FHWA Grant for Pilot Studies

- Measuring Multimodal Network Connectivity Pilot grants
- Locations
 - City of Sugar Land
 - Hillcroft Transit Center



Source: Federal Highway Administration

Performance Measures

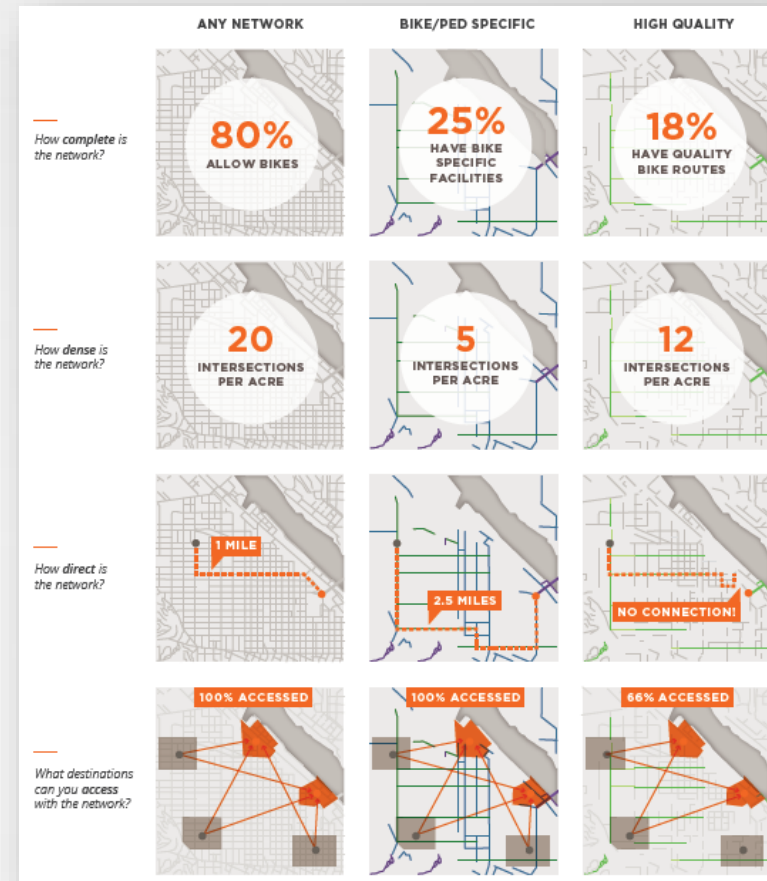
- FAST Act requirement

Area	How We Measure	Current Report	Previous Report	Trend	5-yr Avg	Source
Traffic Fatalities	Number of Traffic Fatalities	713	715	↔ Slight Change	658	TXDOT 2017
Traffic Fatalities Rate	Rate per 100 million annual VMT	1.09	1.12	↓ 1%	1.17	TXDOT 2017
Traffic Serious Injuries	Number of Traffic Serious Injuries	3,321	3,390	↓ 2%	3,364	TXDOT 2017
Traffic Serious Injuries Rate	Rate per 100 million annual VMT	5.10	5.31	↓ 4%	6.01	TXDOT 2017
Non-motorized Fatalities	Number of Non-motorized Fatalities	178	210	↓ 15%	165	TXDOT 2017
Non-motorized Serious Injuries	Number of Non-motorized Serious Injuries	422	448	↓ 6%	414	TXDOT 2017

Source: Houston-Galveston Area Council

FHWA Grant for Pilot Studies

- 5 Connectivity Components
 - Network completeness
 - Network density
 - Route directness
 - Access to destinations
 - Network quality



Source: Federal Highway Administration

Deliverables

- Methodology development
- Performance measure calculations
- Guidance document
- Final report

Schedule

Task	Oct	Nov	Dec	Jan	Feb	Mar	Apr	May	Jun	Jul	Aug	Sep
Develop Methodology	●		●									
Gather Data				●								
Calculate Measures							●					
Evaluate Results										●		
Develop Guidance												
Prepare Report												

- Pedestrian Bicyclist Subcommittee Meeting



Pedestrian-Bicyclist Subcommittee



October 18, 2018