



Legislative Update



Transportation Advisory Committee
4/17/25

SB1555 / HB3727

- Authored by Senator Robert Nichols and Senator Carol Alvarado
- Bipartisan measure creating a TxDOT grant program to fund critical road-rail grade separation projects.
- Program amount: \$350 million statewide
- The Texas Senate Transportation Committee has approved Senate Bill 1555
- Next Steps: The bill heard in the House (HB 3727)

Houston Delegation to Chicago





Item 6. Amendments to 2025-2028 TIP and 2045 RTP



**Transportation Advisory Committee
April 16, 2025**

2025-2028 TIP Amendments

- Update City of Conroe's FY 2021-2026 FTA Sections 5307, 5310 and 5339 POP for administration, capital, planning & operations. Program 23 new apportionments. Adjust funding of 18 existing projects based on finalized allocations. Requesting TDCs in lieu of matching funds
- Program two FY 2028 U.S. DOT RAISE program awards to TxDOT Houston District to construct intermodal facilities in Angleton (MPO ID 19367; \$7.0M) and Freeport (MPO ID 19368; \$15.2M)

2025-2028 TIP Amendments

- Program City of Mont Belvieu's Traffic Management Center construction in FY 2027 (MPO ID 19361) selected in PSP with \$2.8M of federal CMAQ & local matching funds
- Program engineering of Montgomery County's SH 99 frontage road & turn lane construction in FY 2026 (MPO ID 19352) selected in PSP with \$750K of state Pass-Through Finance funds
- Add \$63.7M of federal STBG, +20% local match, to two segments of City of Pearland's Mykawa Road widening (MPO IDs 7602, 17082) due to increased cost estimates

Additional FTA Formula Fund Amendments

- Update METRO's FY 2024 FTA Sections 5307, 5310, 5337 & 5339 in FY 2025 (MPO IDs 19102-19110) with TDCs in lieu of matching funds
- Program two Harris County Transit FY 2024 FTA Section 5307 operations and capital projects in FY 2025 (MPO IDs 19454, 19455) with TDCs in lieu of matching funds
- Update Fort Bend County Transit FY 2024-2028 FTA Sections 5307 & 5310 in FY 2025 (MPO IDs 18836, 18926, 18930, 18342, 18830, 18831, 18832, 18840) with TDCs in lieu of matching funds

Additional FTA Formula Fund Amendments

- Update The Woodlands Township's FY 2020-FY 2025 Section 5307 Program of Projects in FYs 2025-2028 (MPO IDs 18636, 18640, 19456-19472) with TDCs in lieu of matching funds
- Update the METRO's Missouri City Park & Ride Congressionally Directed Spending and Section 5307 funded projects (MPO IDs 18167, 18924) with modifications of the facility, limits, scope and funding.

Action Requested

- Transportation Advisory Committee recommendation for Transportation Policy Council approval of Resolutions 2025-12 and 2025-13



Item 7: Nominating Committee Recommendation



**Transportation Advisory Committee
April 16, 2025**

Transportation Air Quality Subcommittee

Action requested: TAC approval of Lisa Lin, Harris County, as an alternate member representing the Private category.



FIFA World Cup 2026

Mobility Planning

The most popular and prestigious sporting event in the world

- **Five billion** people engaged in the 2022 FIFA World Cup, following tournament content on an array of platforms and devices across the media universe.
- **1.5 billion** people worldwide watched the 2022 FWC Final.
 - The 2022 Super Bowl drew 112 million viewers.
- **28 million** Americans watched the FWC Final.
 - NCAA Final Four - 14.7 million
 - NBA Finals - 11.6 million
 - World Series – 12.3 million
- The average FWC match is watched by **190 million** people worldwide.



WE ARE 2025

TM

All assumptions are considered as estimations used by FWC2026 for operational planning purposes only

54%

International visitors

(including non ticket holders)

AGES

16-29 **32%**

30-49 **46%**

50-69 **22%**

41%

of International
visitors speak
English

Male **63%**

Visitors owning a
credit or debit card

68%


Average
international
visitor stay in US

9.7 days

The largest sporting event in history.

The 2026 FIFA World Cup will be the largest sporting event in the history of the world.

- Three Countries (USA, MEX, CAN)
- 16 Cities
- 48 Teams
- 104 Matches
- June – July of 2026
- Houston to Host 7 Matches
- Final: NY/NJ (MetLife Stadium)





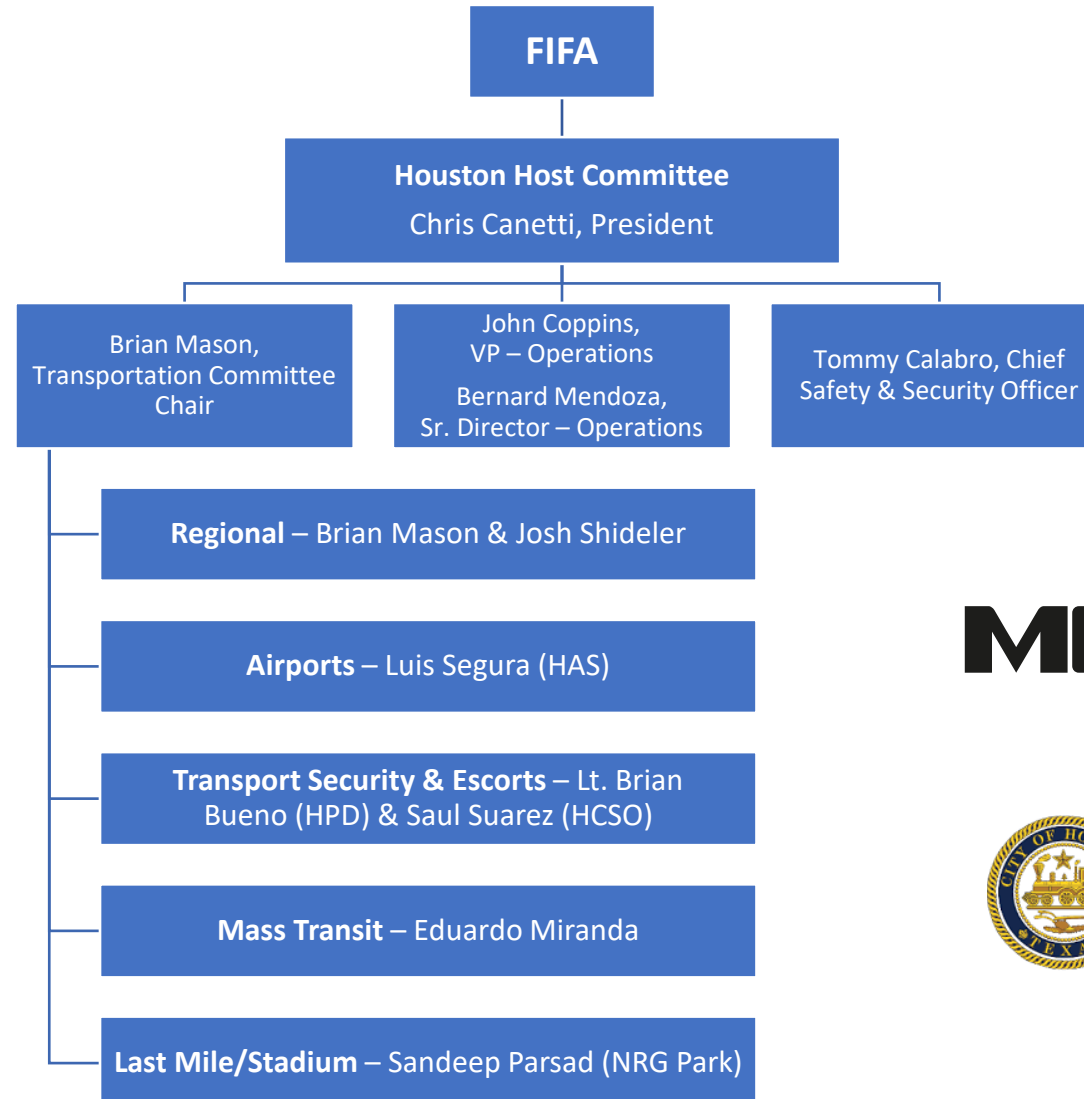
Dec. 2025
FWC 26 Final Draw



MATCH SCHEDULE

6/14/26	GROUP STAGE	6/26/26	GROUP STAGE
6/17/26	GROUP STAGE	6/29/26	ROUND OF 32
6/20/26	GROUP STAGE	7/04/26	ROUND OF 16
6/23/26	GROUP STAGE		

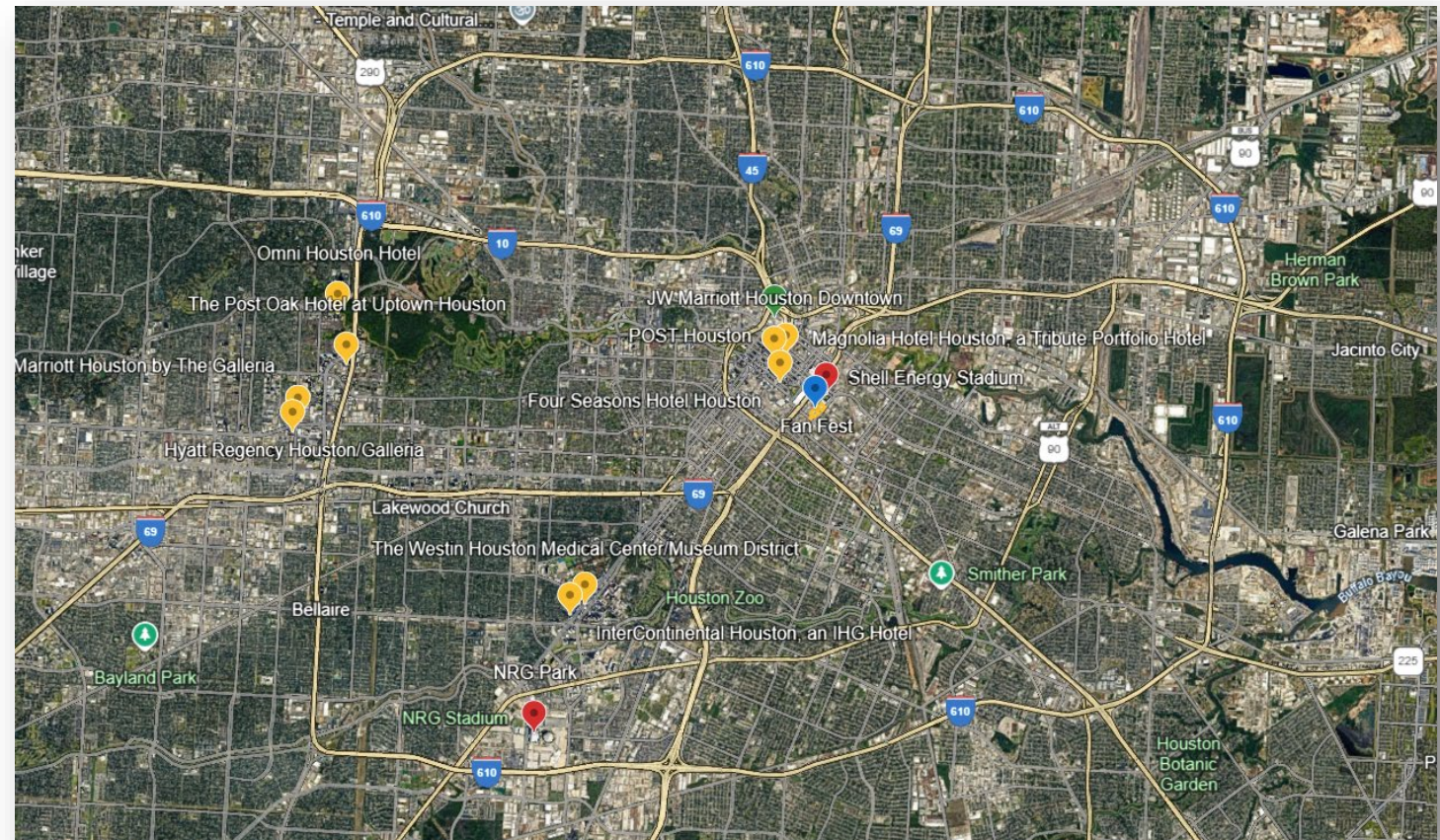
Host Committee



Host City Footprint



- NRG Park (Houston Stadium)
 - NRG Stadium, NRG Arena, NRG Center
- FIFA Fan Festival
 - Planned for EaDo/South of Shell Energy Stadium, intention to operate throughout the entire 38-day tournament window
- Airports: IAH, HOU and EFD*
- Hotels: Galleria, Med Center, Downtown Houston...
- Venue Specific Training Sites (VSTS)
- Team Base Camps (TBC)
- All Southeast Texas in Play



Mobility Planning

- WE ARE RESPONSIBLE FOR MOVING THE FANS
- Potential Park and Ride options for NRG Stadium and FIFA Fan Festival
- Resident & Visitor Travel Planning
- Traffic at Area Airports
- Signage/Wayfinding
- Beautification/Mobility Projects: Locations & Timelines
 - Downtown, EaDo, NRG Park, Airports, Galleria, Major Roadways*
- Rideshare



Questions?

- **Joshua Shideler**
Assistant Director, Houston TranStar
Joshua.Shideler@HoustontranStar.ORG
- **Brian Mason**
Executive Director, Houston TranStar
Director, City of Houston Office of Emergency Management
Brian.Mason@HoustonTX.GOV





2025 Unified Planning Work Program



NEELY KIM, PhD
April 16, 2025

Regional Collaboration • Transportation Planning • Multimodal Mobility

Project Information

- Consultant to create scenarios that:
 - Consider background and event-related traffic
 - Incorporate factors such as road closures
 - Consider congestion hotspots
 - Consider increased traffic loads
 - Consider transit access
 - Consider pedestrian flow



Amendment

- Amendment Request:

1. Adding new activity for a consultant to be utilized to develop transportation scenarios and conduct modeling to address mobility challenges associated with FIFA World Cup 2026.
2. Adding Transportation Planning Funds (TPF) to Fiscal Year 2025, Task II subtask 2.1.a in the amount of \$500,000.00 for the utilization of a consultant.



UPWP-Summary of Proposed Changes



TPF FY 2025 TASK	Beginning Balance	Amount Obligated/ De-obligated/ Reprogrammed	Ending Balance
TASK II , Sub-task 2.1.a	\$ 2,200,000	\$ 500,000	\$ 2,700,000
TPF FY 2025 TASK II	Beginning Balance	Amount Obligated/ De-obligated/ Reprogrammed	Ending Balance
TASK II Total	\$ 5,650,000	\$ 500,000	\$ 6,150,000

1. *Obligation of Funds*
2. *Re-programming of Funds*
3. *De-obligation of Funds*

Approval of Resolution

- Requesting recommendation to approve UPWP Resolution No. UPWP2025-2 to the TPC.





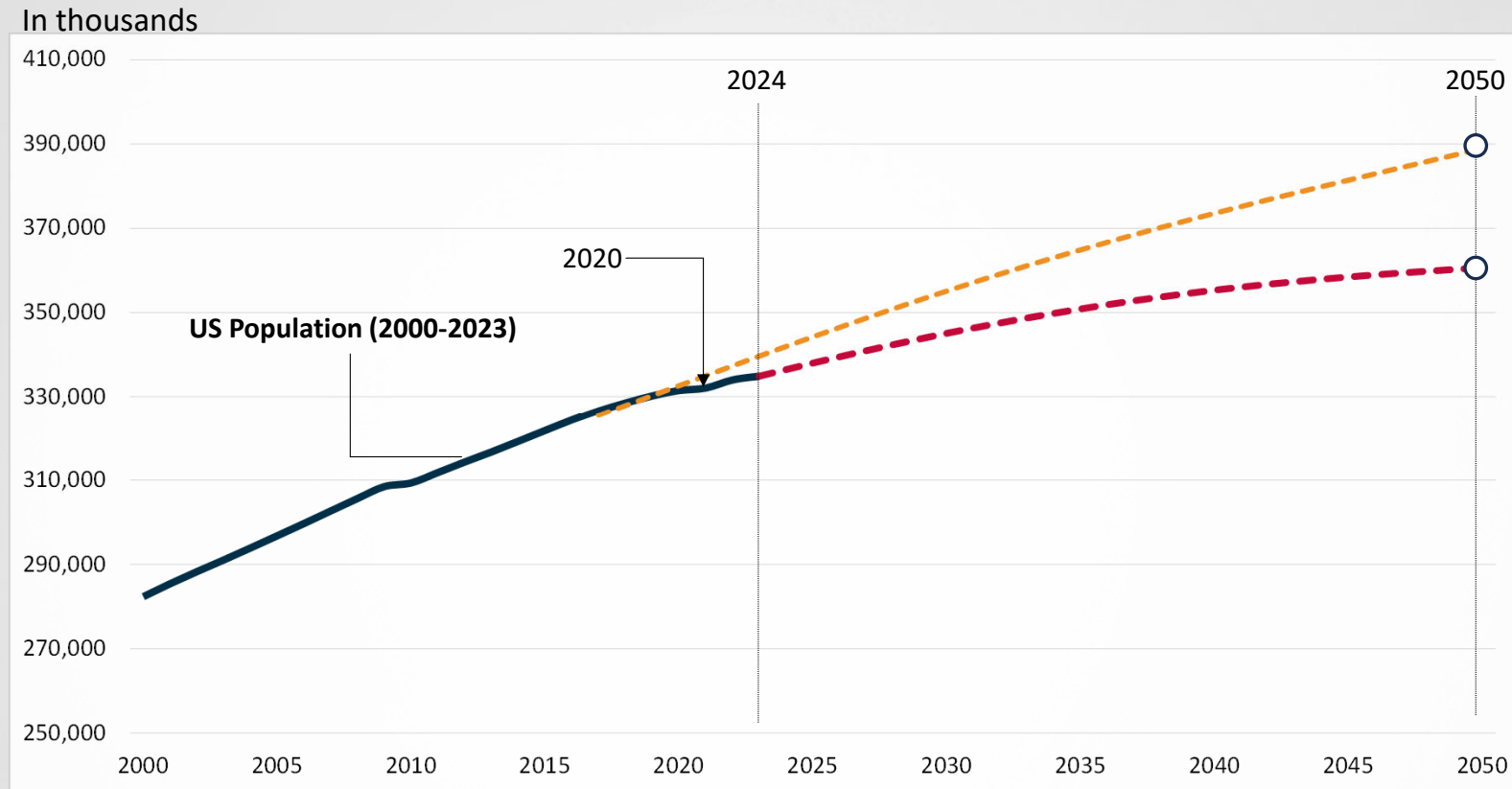
2024 Regional Growth Forecast (2020-2050) Houston-Galveston Area Council



Pramod Sambidi, PhD PMP
Assistant Director Data Analytics and Research
Houston-Galveston Area Council
Transportation Advisory Committee Meeting, April 16, 2025

Regional Collaboration • Transportation Planning • Multimodal Mobility

US Population Projections (2000 – 2050)



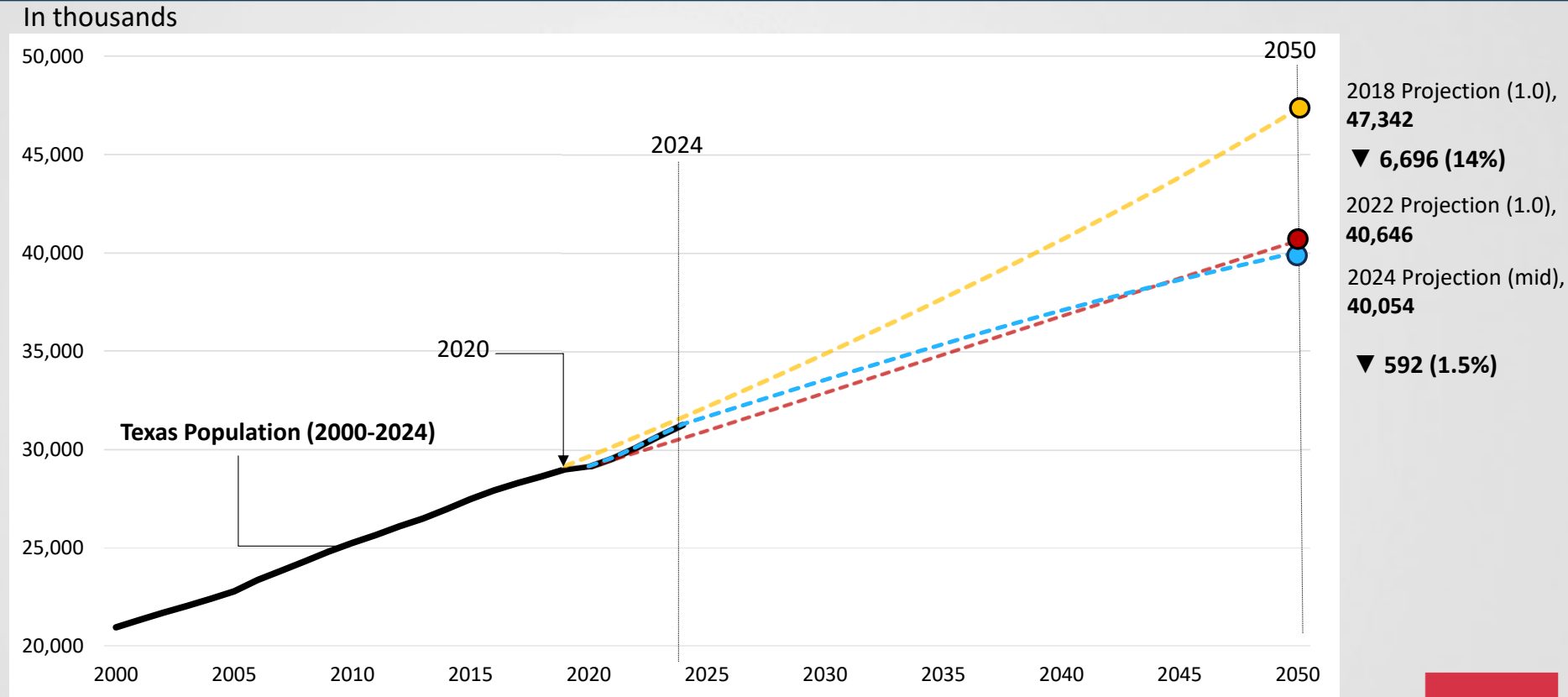
2017 Projection,
388,922

▼ **28,283 (7.8%)**

2023 Projection,
360,639

Source- US Census

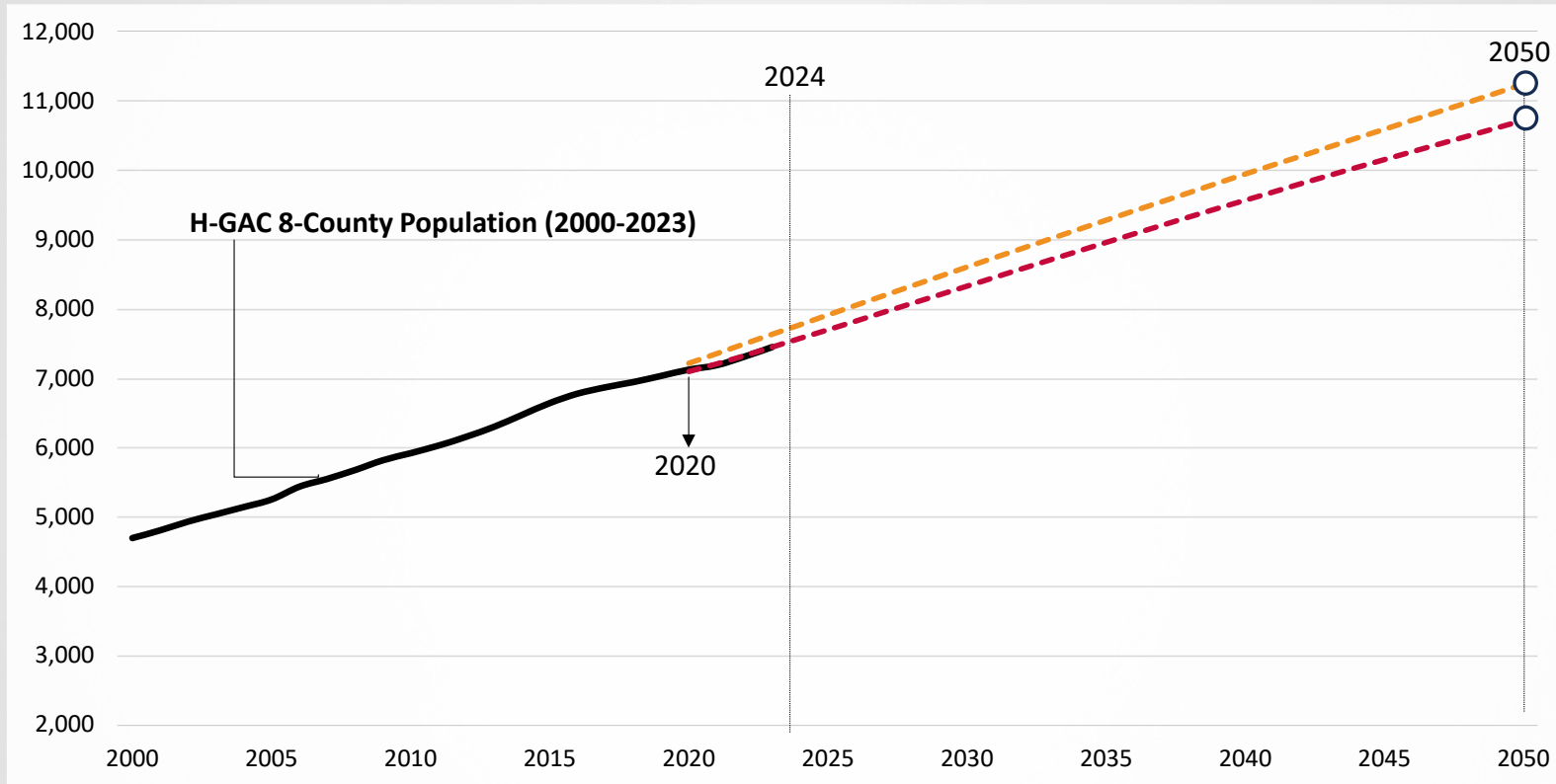
Texas Population Projections (2000 – 2050)



Source- Texas Demographic Center

Population Projections for H-GAC 8 Counties

In thousands

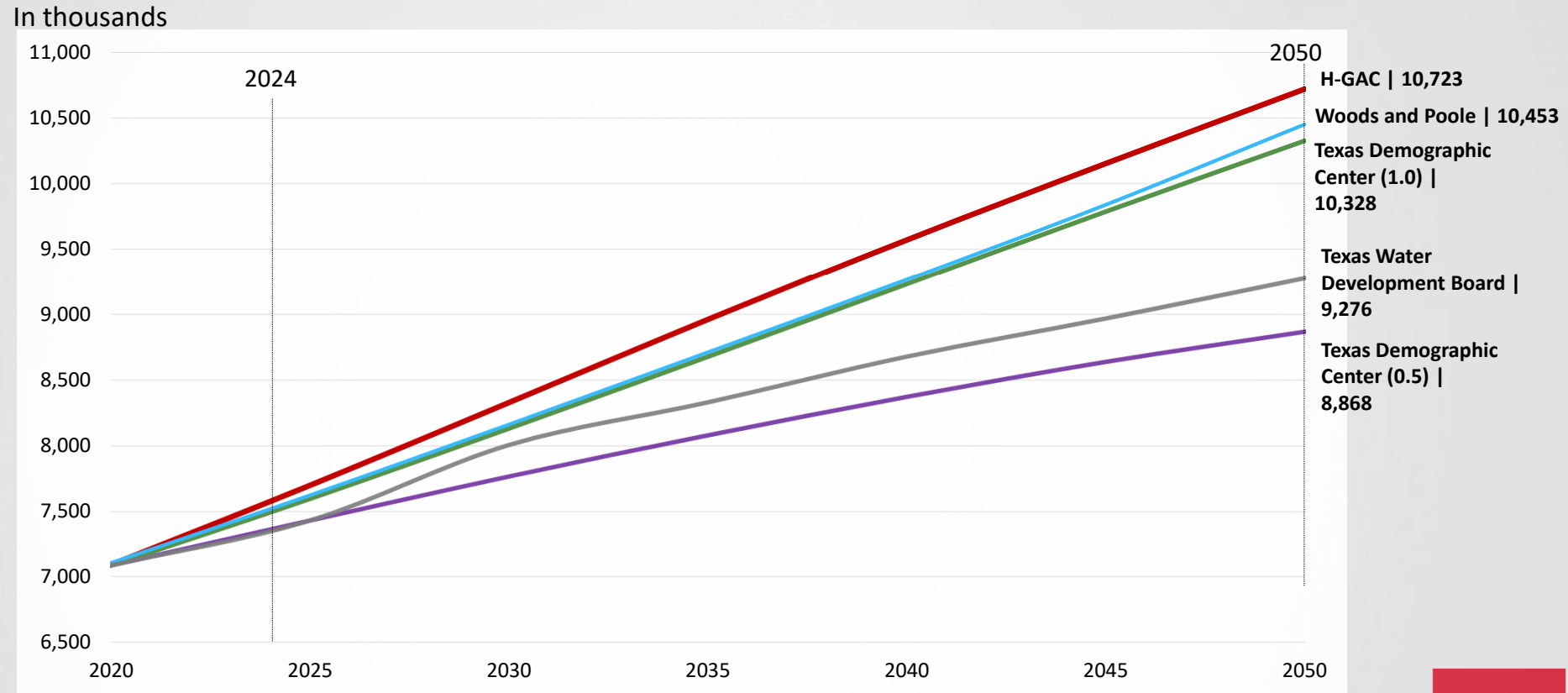


2018 Projection, **11,247**

▼ **521 (4.9%)**

2024 Projection, **10,722**

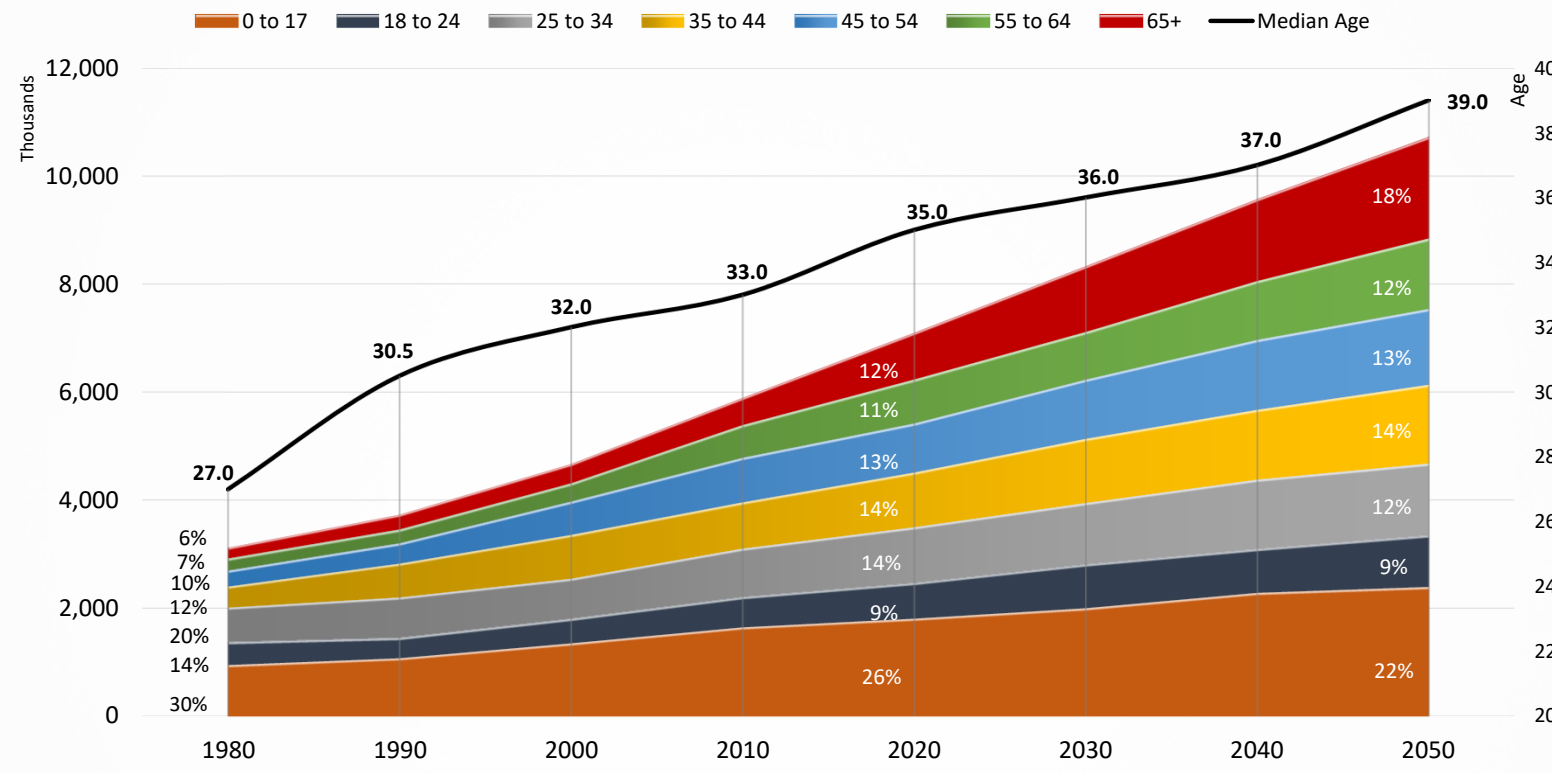
Population Projections for H-GAC 8 Counties



Note- H-GAC forecasts Household Population, whereas other agencies forecast Total Population, which includes both Household Population and Group Quarters Population.

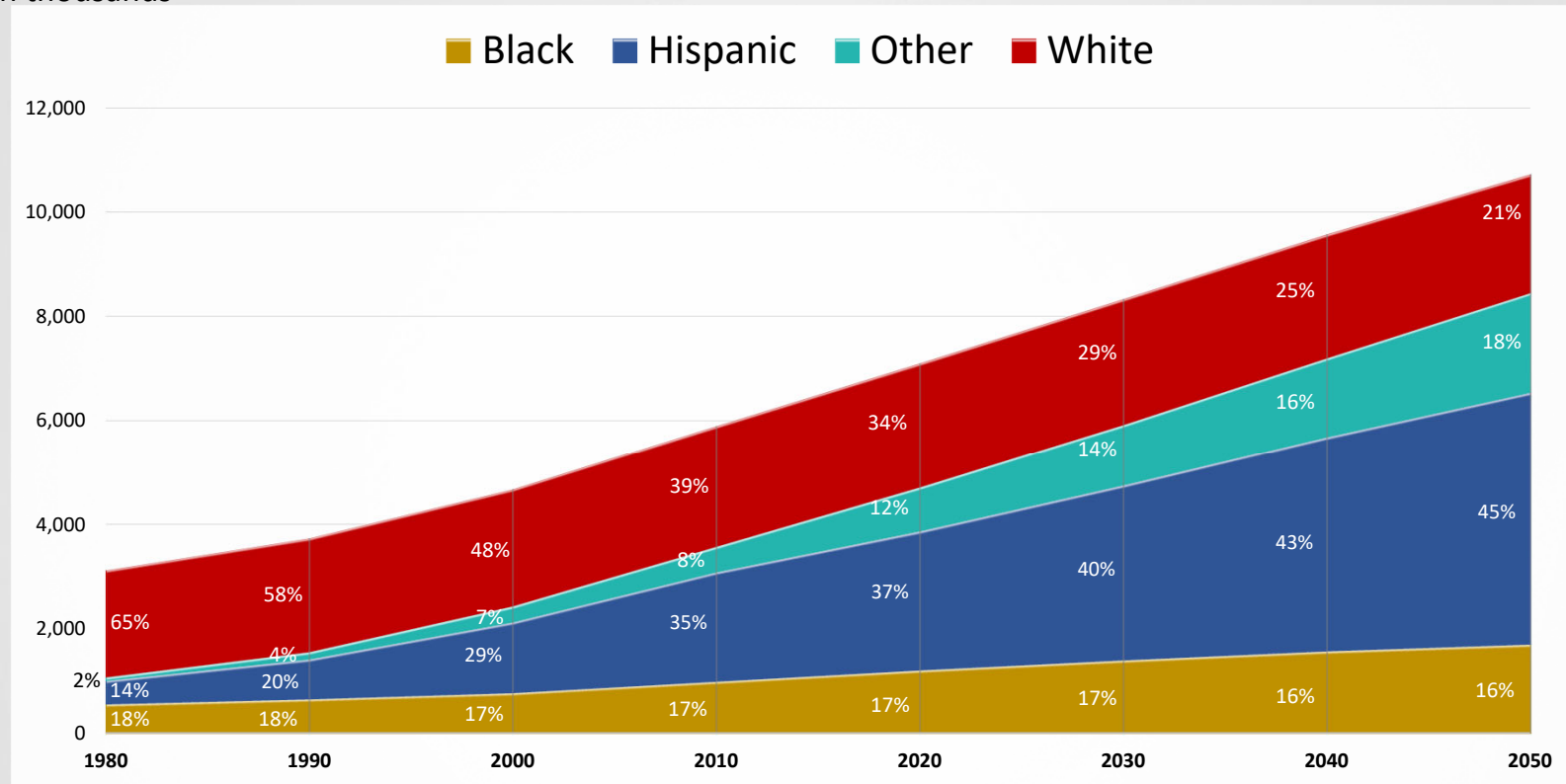
Age Composition (1980 – 2050)

In thousands

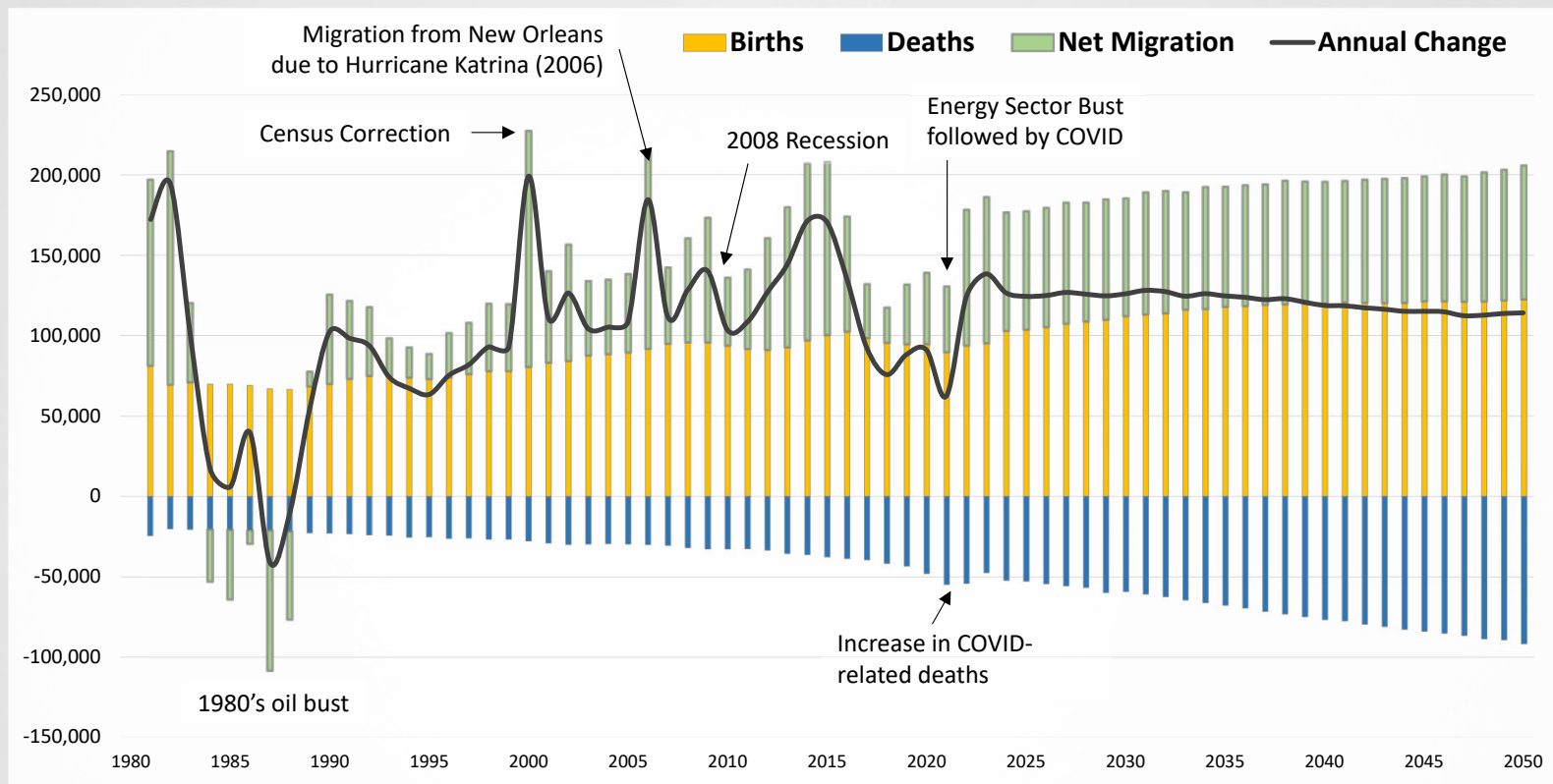


Race / Ethnicity Composition (1980-2050)

In thousands

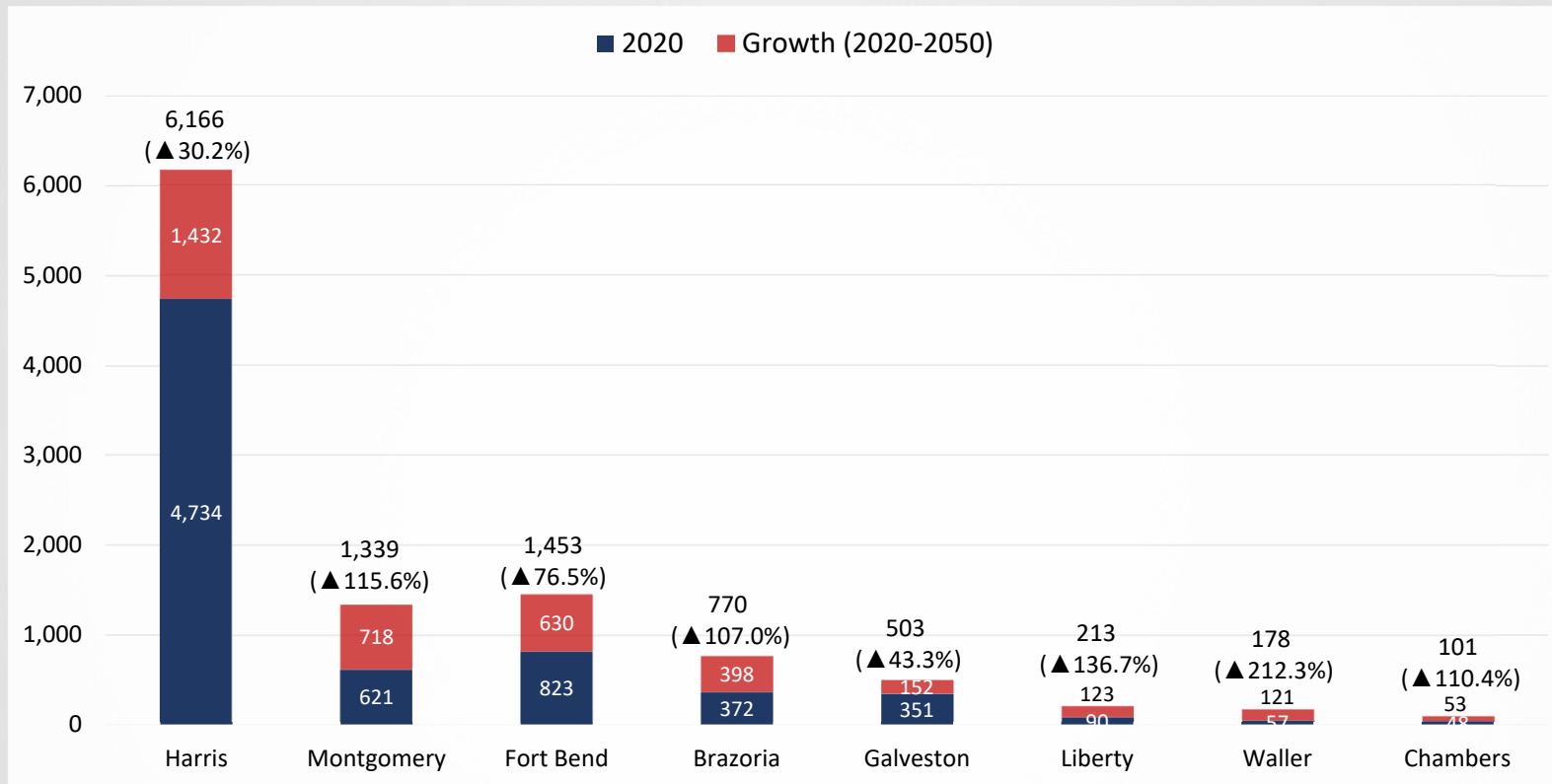


H-GAC Region Population Change Components (1980-2050)



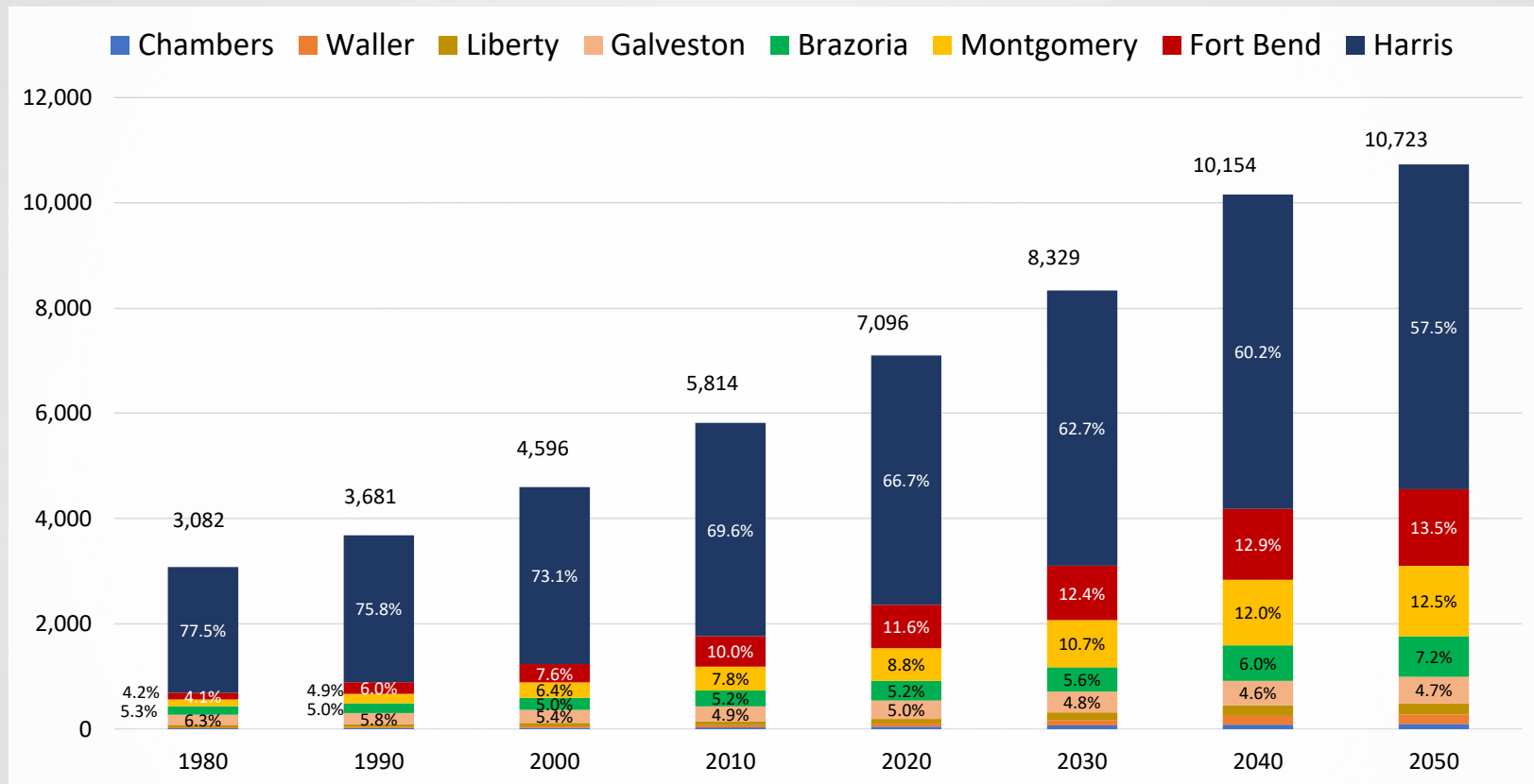
County Household Population Growth (2020-2050)

In thousands

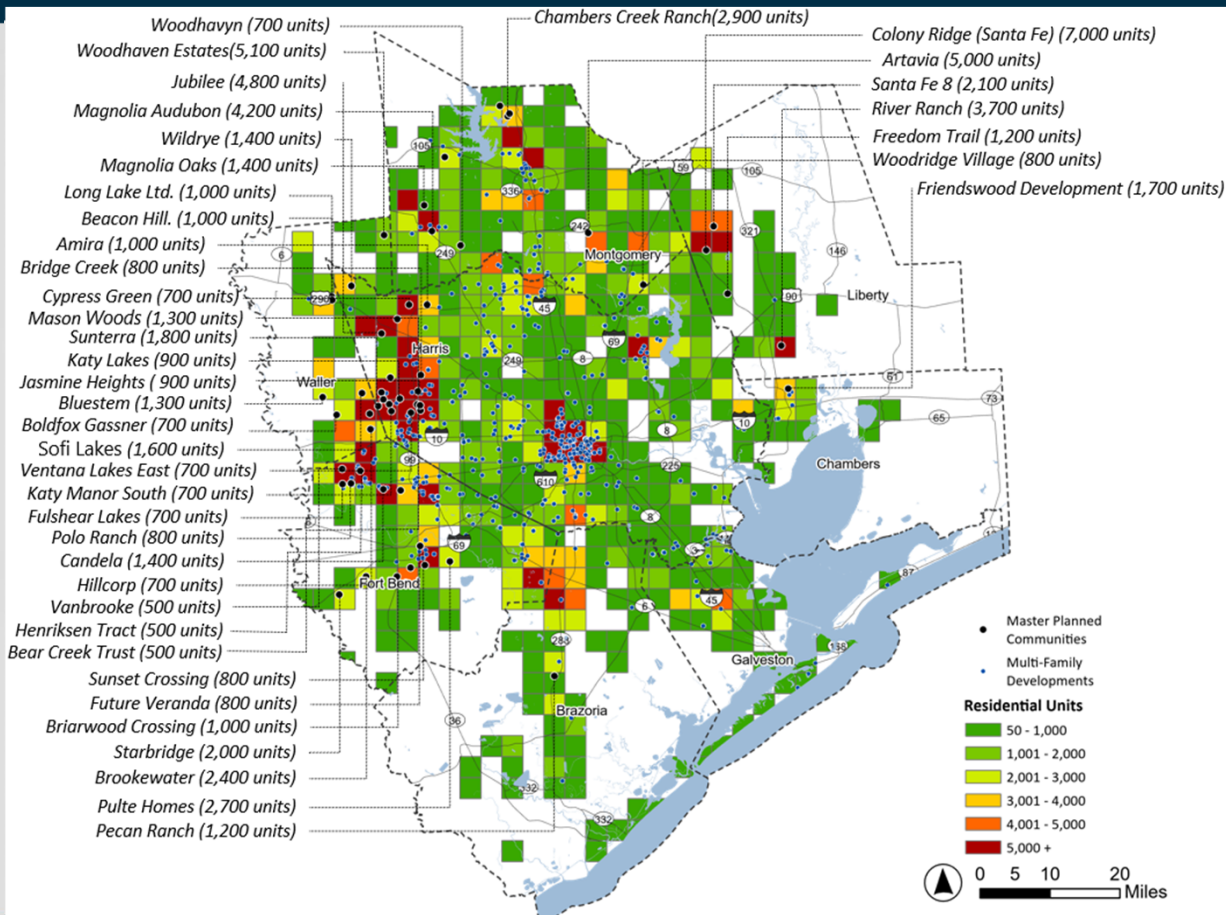


County Household Population Growth (1980-2050)

In thousands

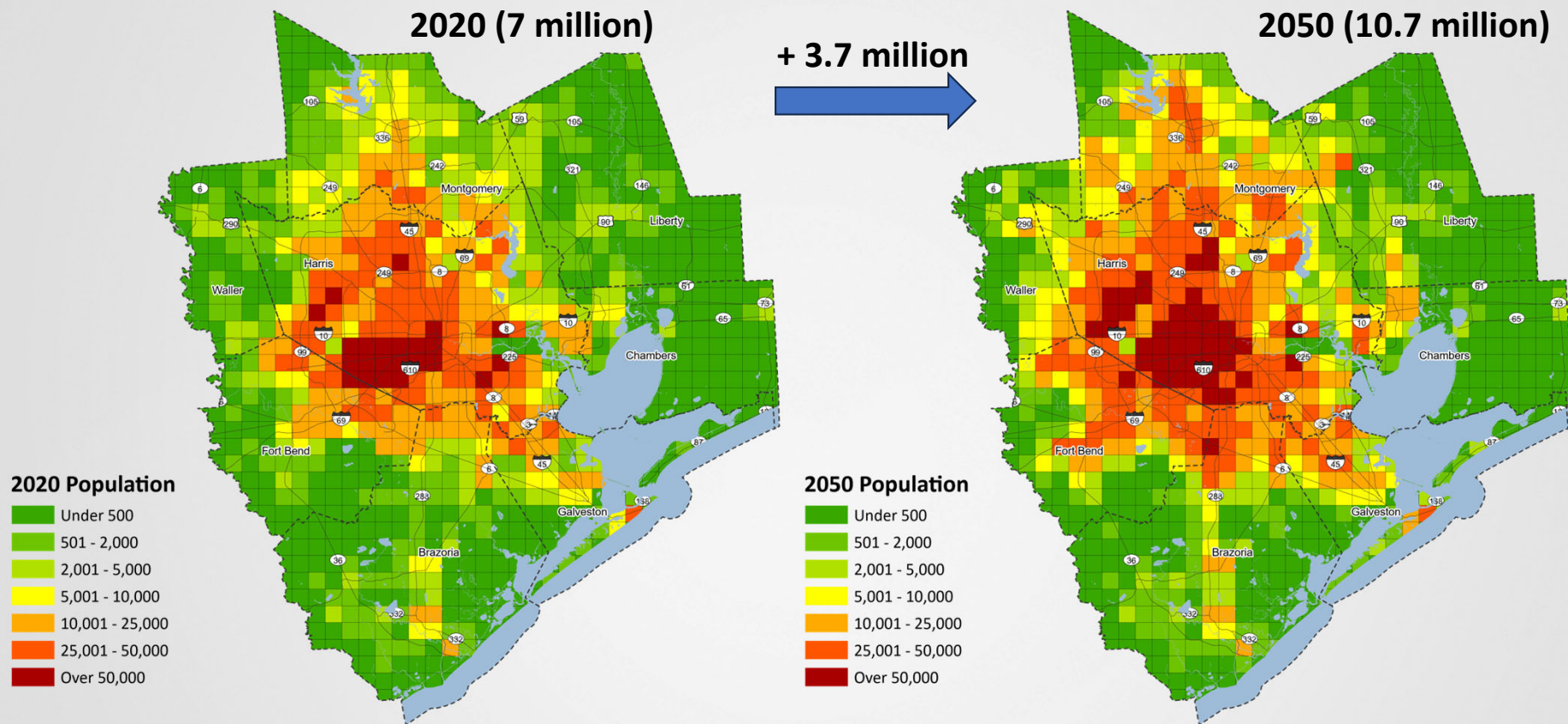


Announced Residential Developments (2020-2050)

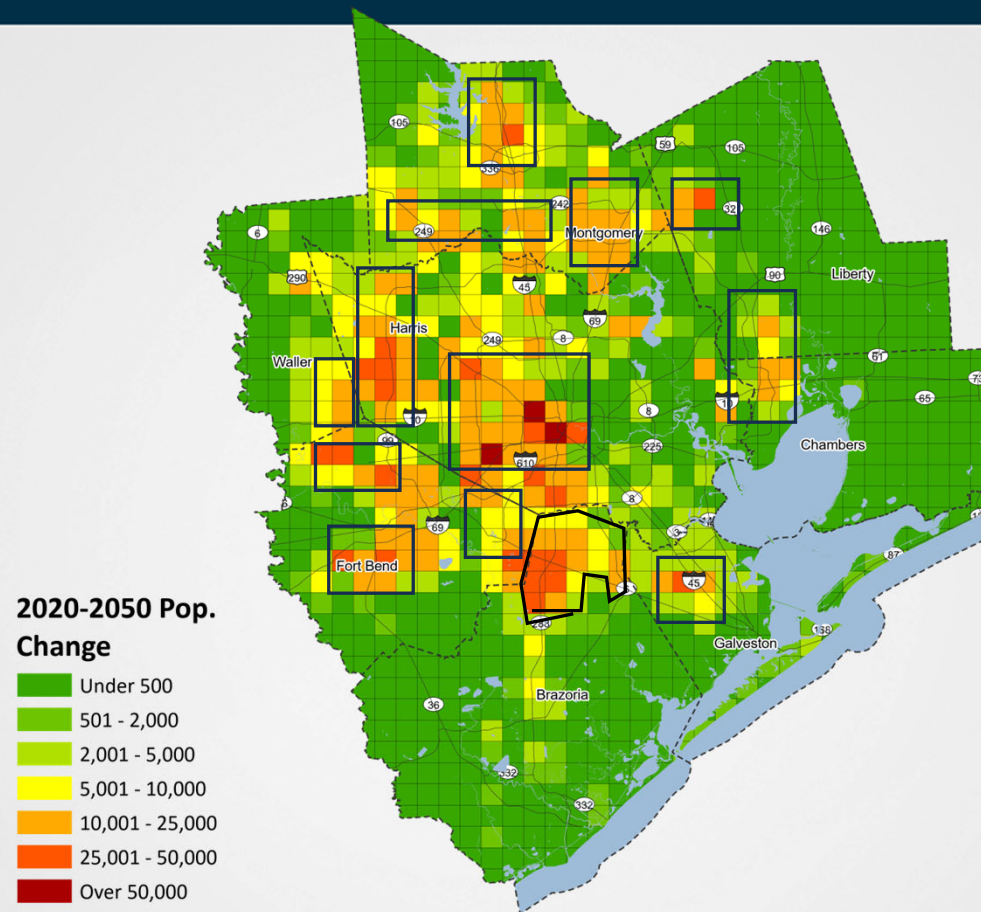


County	Total No. of Residential Units	%	Multi-Family Units	%
Total	809,039	100.0%	161,643	20.0%
Brazoria	47,437	5.9%	1,839	3.9%
Chambers	12,093	1.5%	1,654	13.7%
Fort Bend	139,437	17.2%	28,087	20.1%
Galveston	30,746	3.8%	4,909	16.0%
Harris	331,784	41.0%	109,403	33.0%
Liberty	49,686	6.1%	24	0.0%
Montgomery	153,122	18.9%	14,487	9.5%
Waller	44,734	5.5%	1,240	2.8%

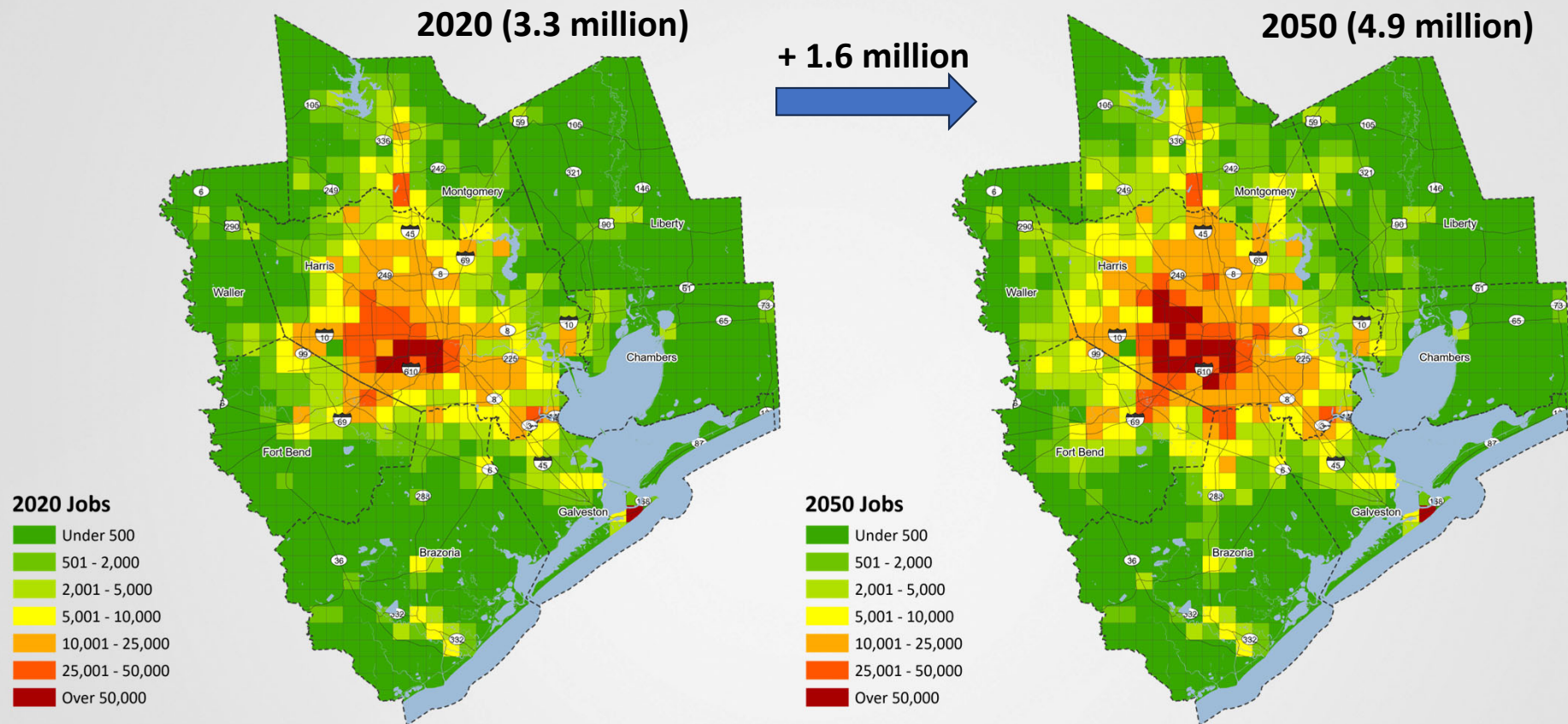
Population



Population Change (2020 – 2050)

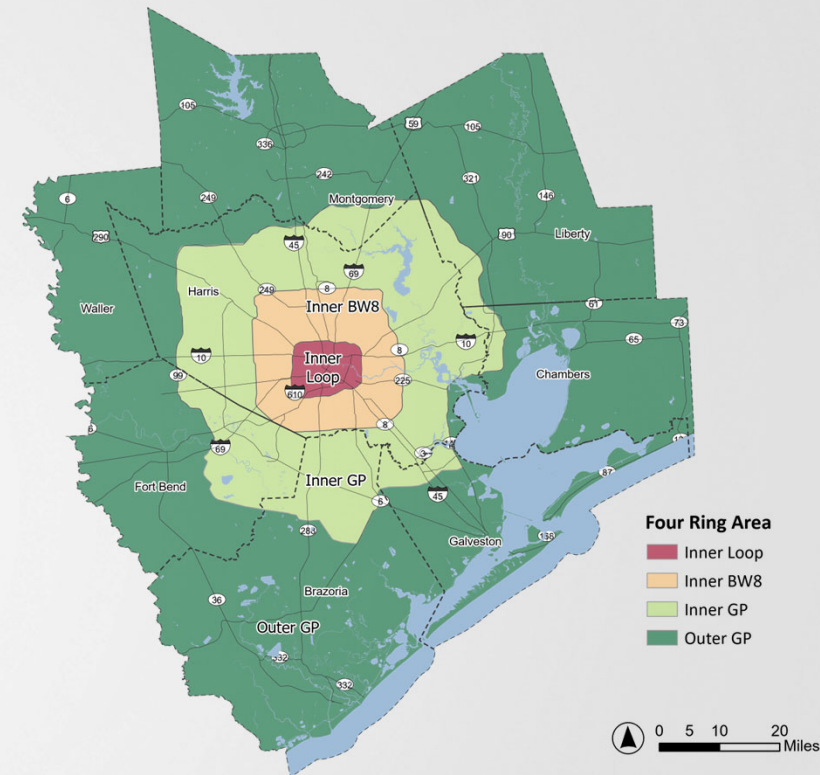
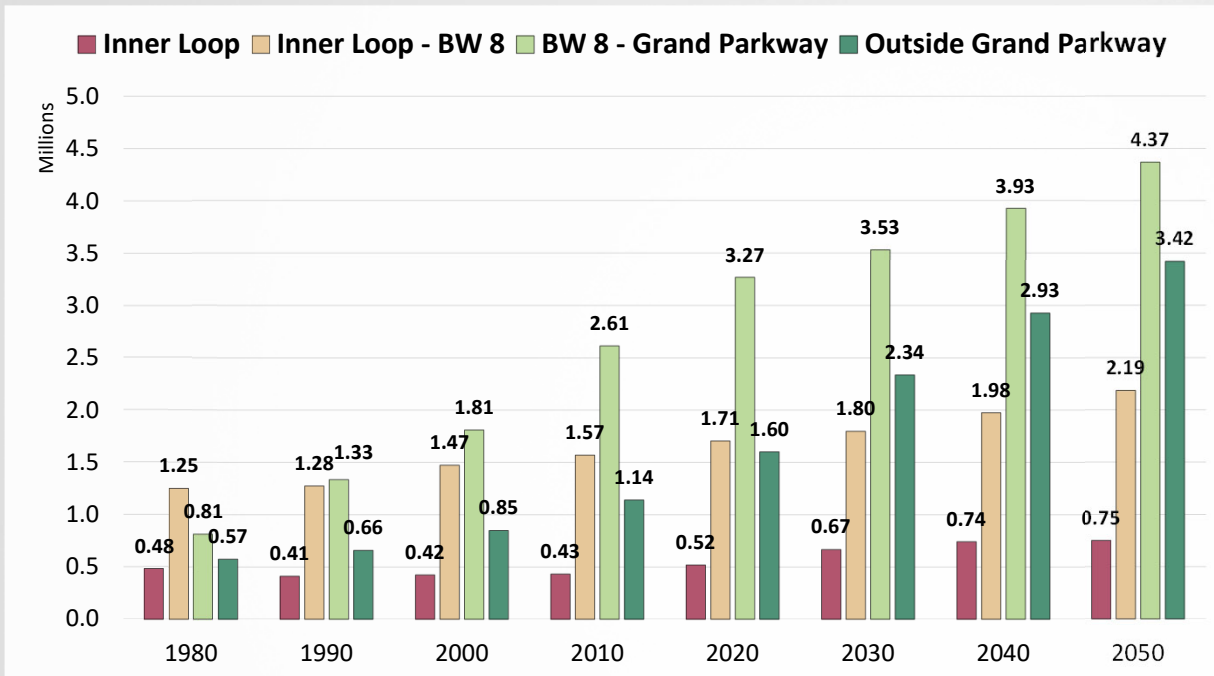


Employment



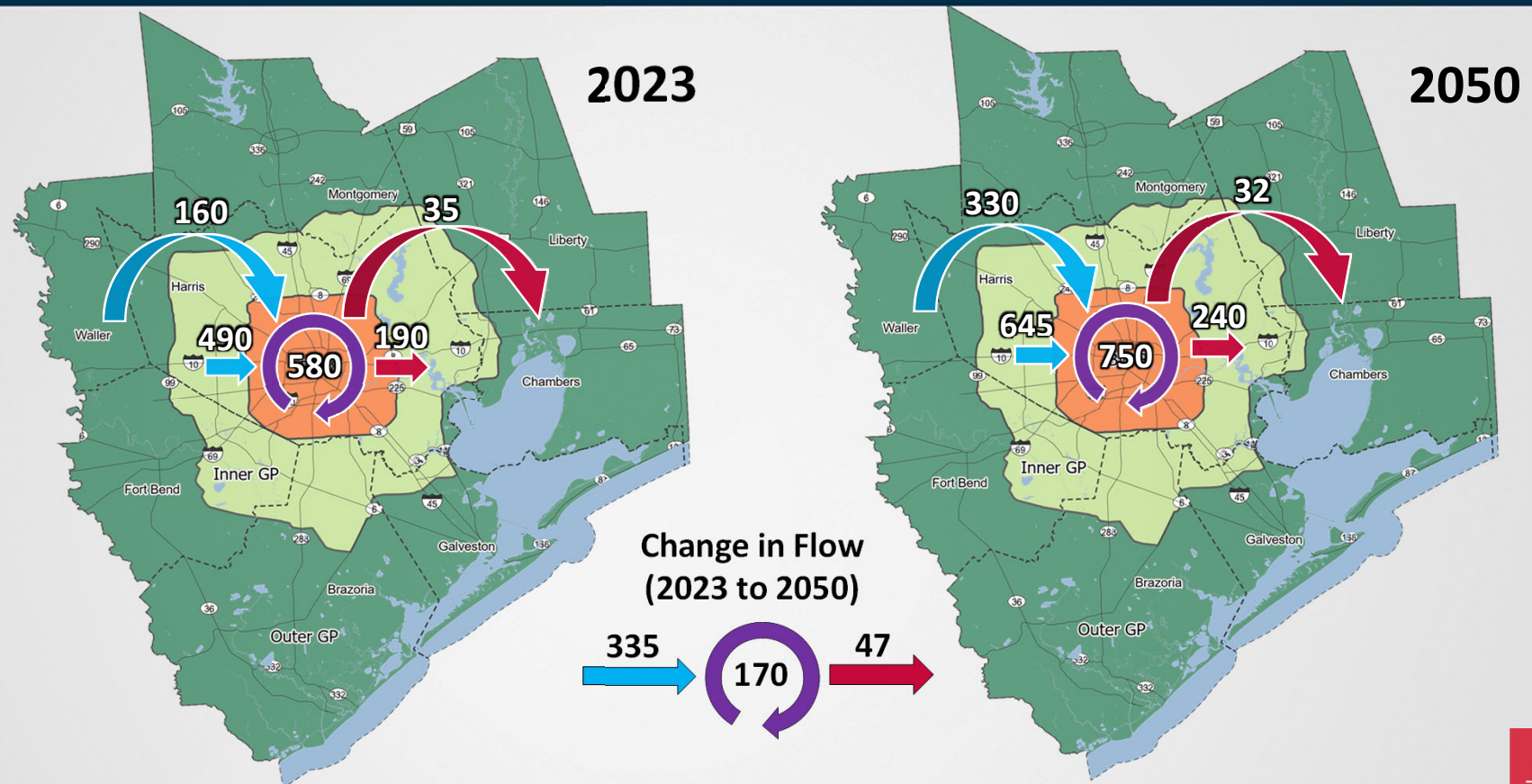
Population Change in Four Ring Area (1980 – 2050)

In millions



Commute Flows To and From Area Inside BW8

In thousands



Contact and Links

H-GAC Regional Growth Forecast- <https://www.h-gac.com/regional-growth-forecast>

E-mail - Forecast@h-gac.com

Pramod Sambidi, PhD, PMP

Assistant Director

Data Analytics & Research

Houston-Galveston Area Council

Pramod.Sambidi@h-gac.com





Item 11: TAC Bylaws



**Transportation Advisory Committee
April 16, 2025**

TAC Bylaws

- Last revision of TAC Bylaws occurred in February 2020.
- Any revisions to TAC Bylaws must be approved by the Transportation Policy Council.
- Any revisions to the TAC Subcommittee Bylaws must be approved by the TAC.
- Items in the current Bylaws that have recently been brought to question include:
 - ✓ Categories of membership on subcommittees
 - ✓ Options for extending appointment/nomination terms
 - ✓ Review TAC membership to align with updated TPC membership
 - ✓ Number of members on Nominating Committee



Item 12A. Administrative Amendments to 2025-2028 TIP



Transportation Advisor Committee
April 16, 2025

Administrative Amendments 2025-2028 TIP

- Correct the Category-8 federal/local funding split of the City of Houston's FY 2025 N Eldridge Parkway/N Dairy Ashford Road intersection safety improvements project (MPO ID 19003).
- Advance pedestrian/bicyclist, transit, and preliminary engineering projects in the TIP and TxDOT Statewide Programs from FY 2026 to FY 2025 to take advantage of their current readiness (MPO IDs 7739, 19236, 19192, 19193, 19227, 19228, 19229).

Administrative Amendments 2025-2028 TIP

- Update the descriptions of Pedestrian/Bicyclist projects in TxDOT Statewide Programs in coordination with the FHWA to clear approvals in the STIP (MPO IDs 7739, 18098, 19036, 19175, 19176, 19219, 19040, 19041, 19042)
- Add federal STBG funding (11%) and local matching funds to City of Baytown's Garth Road widening to cover increased cost estimates (MPO ID 17096)
- Add federal STBG funding (17%) and matching TDCs to Montrose Safe Routes to School to cover increased cost estimates (MPO ID 19037)

Administrative Amendments 2025-2028 TIP

- Cancel federally funded, Cat-10, Waugh Drive Bike Lane construction (MPO ID 19038) at the sponsor's request.

Action Requested

✓ Approved for March 2025



Transportation Conformity and RTP Update



Stephen Keen
Maggie Isied, DEnv, MPH

Transportation Advisory Committee
April 16, 2025

RTP Amendment

- Staff contacted all sponsors who have projects on RTP list.
 - Received updated information from majority of sponsors.
 - Staff coordinating with remaining sponsors.
- 70+ sponsors
- 1,000+ projects
- ✓ Addition of Projects
- ✓ Removal of Projects
 - ✓ Completed
 - ✓ Let
 - ✓ Removed
 - ✓ Cancelled
- ✓ Project Updates
 - ✓ Fiscal Year
 - ✓ Cost
 - ✓ Project Description
 - ✓ Sponsor

RTP Amendment

- ✓ Staff contacted sponsors requesting updated information.
 - ✓ Received updated information from sponsors
- ✓ Project list made available on H-GAC website.
- ✓ Staff coordinating with few remaining sponsors.
- ☐ Staff implementing feedback from remaining sponsors.
 - ☐ Project list will be updated on website periodically.
- ☐ Official RTP Amendment will be ready for TAC/TPC approval by Fall 2025
 - ☐ After conformity analysis and public comment period.

What is Transportation Conformity?

- A Federal requirement to ensure that air quality in nonattainment regions like ours is not negatively impacted by transportation planning efforts
- Our region is currently in nonattainment for two 8-hr Ozone Standards
 - 2008 8-hr Ozone standard (75 ppb) - Severe Designation
 - 2015 8-hr Ozone standard (70 ppb) - Moderate Designation
- Conformity analysis is required for our region

Conformity Process

- Two step process:

- 1. the MPO develops an initial transportation conformity analysis at the local level, then works with stakeholders and the public to determine conformity
- 2. Federal Highway Administration (FHWA) and conformity partners from the regional, state, and federal levels review and make a joint transportation conformity determination at the federal level



Current Status – 2025 Conformity

- Conformity kick-off meeting occurred on March 11
- Staff has developed the Pre-Analysis Consensus Plan (PACP) for distribution
- Project listing currently undergoing review in preparation for emissions analysis
- Anticipate final draft project listing by April 2025
- Conformity completion by February 2026

Timeline

	KEY	Estimated Date/Range
	Project Listing Review/Revisions	January 15 - March 15, 2025
	Travel Model Network Development	February 1 - March 30, 2025
	Conformity Partner Kick-off Meeting	March 11, 2025
	Pre-Analysis Consensus Development	March 15 - May 15, 2025
	Pre-Analysis Consensus Review	March 15 - May 15, 2025
	Travel Model Network Review	April 15 - May 14, 2025
	Travel Demand Model Analysis	May 15 - June 14, 2025
	Emissions Analysis	June 15 - August 14, 2025
	Documentation Development	June 15 - August 31, 2025
	TAC/TPC Information/Approval	August 13 - September 26, 2025
	Public Meetings and Comment Period	August 15 - September 14, 2025
	Consultative Partner Review Period	Sept. 26, 2025 - February 26, 2026
	FHWA Conformity Determination	No later than February 22, 2026

Thank you!

- Stephen Keen, Transportation Principal Planner
Stephen.Keen@h-gac.com
- Maggie Isied, DEnv, MPH, Air Quality Principal Planner
Margaret.Isied@h-gac.com
- Andrew DeCandis, Manager, Air Quality
Andrew.Decandis@h-gac.com