



Item 11: Safety Performance Measures and Proposed Measures



Background

- The Houston-Galveston Area Council and Texas Department of Transportation are required to annually submit safety performance measures to the Federal Highway Administration.
 - The MPO supports the State's Safety Performance Measures.
- The five safety performance measures are listed below:
 - Number of Fatalities
 - Rate of Fatalities (per 100 million vehicle miles traveled)
 - Number of Serious Injuries
 - Rate of Serious Injuries (per 100 million vehicle miles traveled)
 - Number of non-motorized fatalities and serious injuries

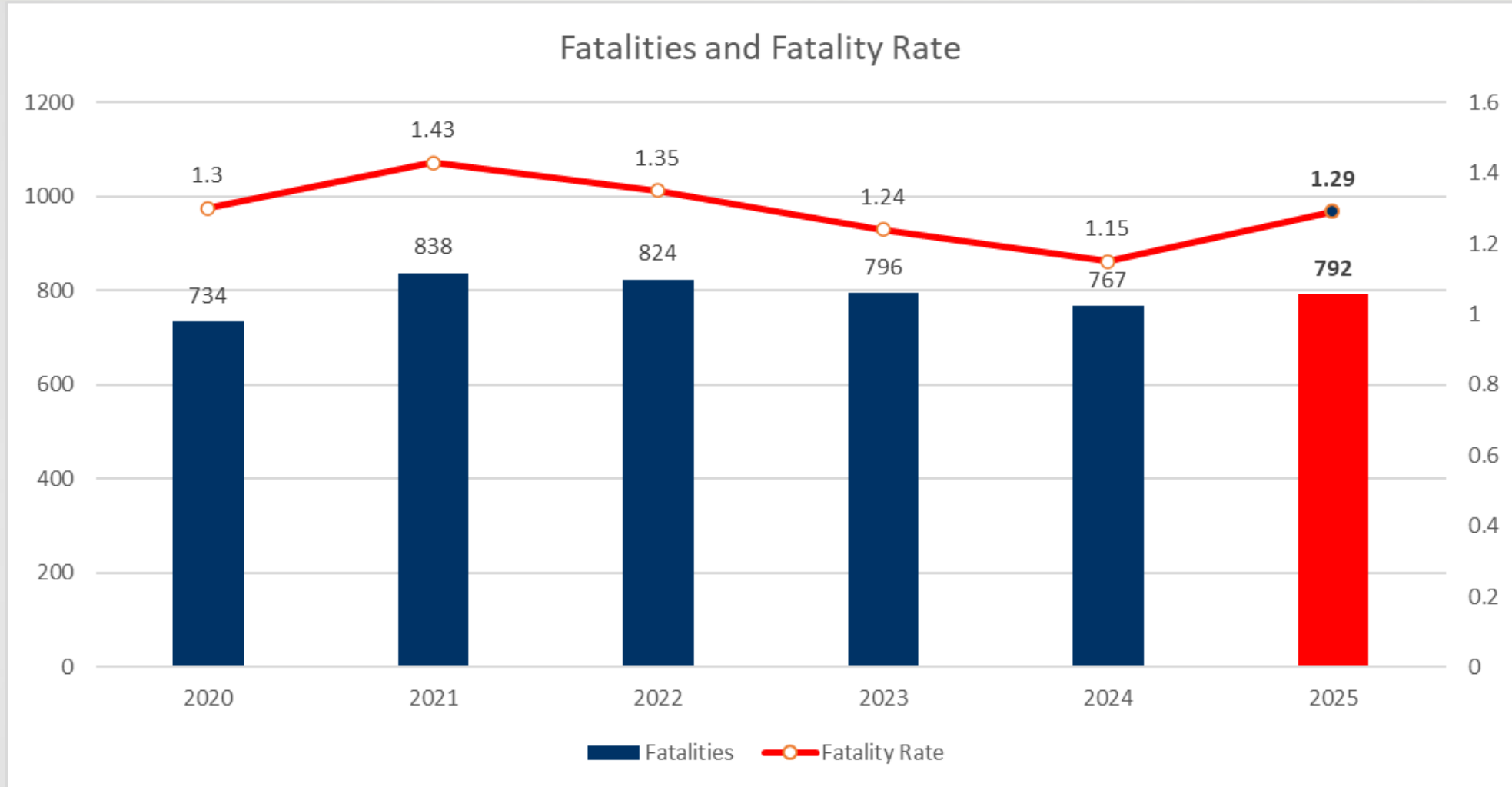


2024 Performance Proposed Measures v. Actuals

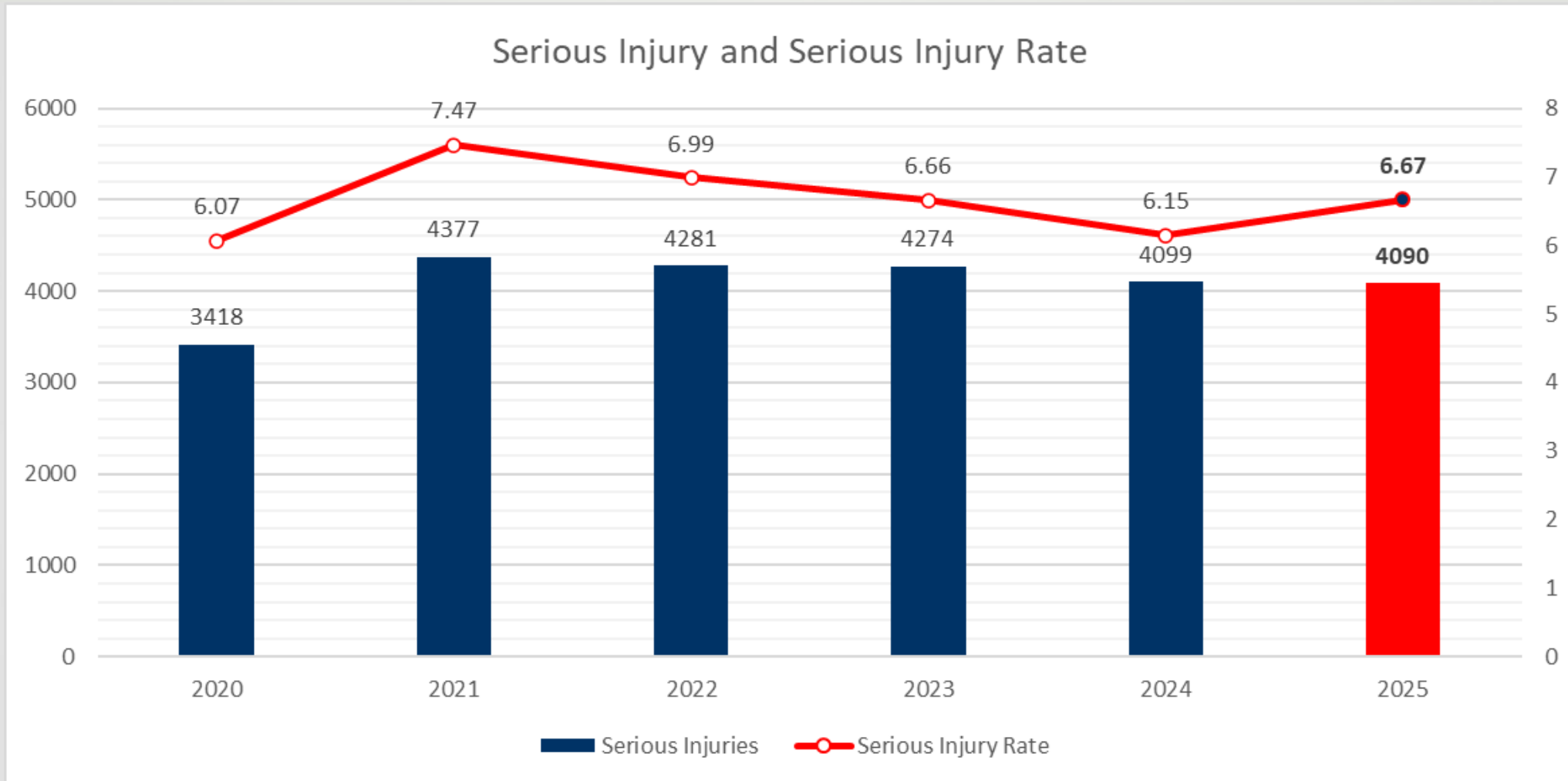


| Measure | 2024 Proposed Measures | 2024 Actuals |
|---|------------------------|--------------|
| Fatalities | 765 | 767 |
| Fatality Rate | 1.25 | 1.15 |
| Serious Injuries | 3,911 | 4,099 |
| Serious Injury Rate | 6.41 | 6.15 |
| Non-motorized fatalities and serious injuries | 764 | 821 |

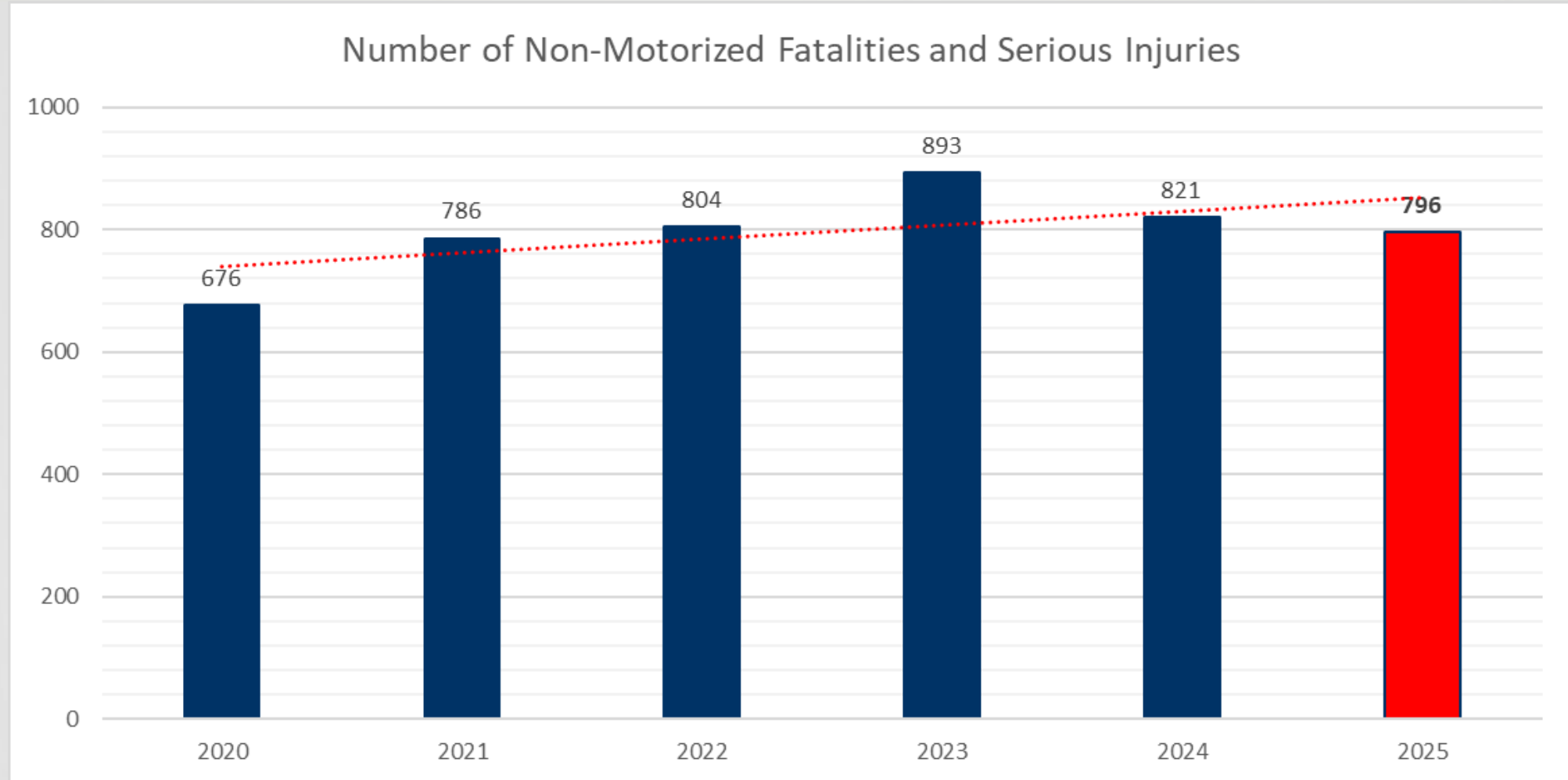
Fatalities



Serious Injuries



Non-Motorized Fatalities and Serious Injuries



2025 Performance Proposed Measures



| Measure | Targets |
|---|---------|
| Fatalities | 792 |
| Fatality Rate | 1.29 |
| Serious Injuries | 4090 |
| Serious Injury Rate | 6.67 |
| Non-motorized fatalities and serious injuries | 796 |

What are we doing? What do we plan to do?



Current

- Transportation Safety Committee
- Tow and Go
- \$30m annual safety project funds
- Vision Zero Policy
- Road Safety Audits (RSAs)
- ITS Architecture Update
- Hurricane Evacuation
- Safety programs
 - Regional Safety Campaign
 - Teen Driver Safety
 - Youth Traffic Safety

Going Forward

- Safety Action Plans
- State of Safety Report Revamp
- Congestion Management Plan
- 2050 Regional Transportation Plan
- Safety Updates to TAC/TPC

Questions/Comments

- Stephen Keen
 - Senior Planner
 - stephen.keen@h-gac.com
 - 713-993-4574

