



Item 6. Amendments to 2025-2028 TIP



Transportation Advisory Committee
February 19, 2025

2025-2028 TIP Amendments

- Program two TxDOT Houston District's SH 99 direct connectors (WB-NB, SB-EB) construction at IH 45 North (MPO ID 15591) with \$47.4 of State Toll funding in FY 2027 at TxDOT's request.
- List remaining four direct connectors (WB-SB, NB-EB, EB-SB, NB-WB) in FY 2040 of 2045 RTP (MPO ID 19244)

Action Requested

- Transportation Advisory Committee recommendation for Transportation Policy Council approval of Resolution 2025-09



Item 07: Quarterly TIP Status Report



Transportation Advisory Committee (TAC)
February 19, 2025

TIP Projects – Categories 5, 7, 9 and 10 Federal



- Local Governments - \$1.7B
- TxDOT Houston District - \$200M
- TxDOT Beaumont District - \$100M
- *Total - \$2B (\$885M COSD)*

TIP Projects – Category 2 Federal



- City of Tomball - \$24M
- Houston TranStar - \$12M
- TxDOT Beaumont District - \$140M
- TxDOT Houston District - \$1.8B
- *Total - \$2B*

Quarterly Meetings



- 35 Local Government Meetings
- Draft Meeting Minutes
- Amendments to Programming Team

Recommended “Moves” Outside TIP Years



- City of Houston - Gessner Dr. (77, 17111 and 17112)
 - \$40M STBG
 - \$30M CMAQ
- City of Houston - Antoine Dr. (18034)
 - \$60M STBG
- Harris County - Rankin Rd. (19022)
 - \$5M STBG
- Harris County - Richey Rd. (19019)
 - \$12M STBG
- METRO - Inner Katy BRT (18405)
 - \$110M STBG
 - \$60M CMAQ

Potentially Change Federal Funding to Local



- METRO - 54 Scott Boost Corridor (18761)
 - \$18M CMAQ
- METRO - 56 Airline/Montrose Boost Corridor (18762)
 - \$22M CMAQ
- METRO - Universal Accessibility (15265)
 - \$30M CMAQ

Recommend FY 2026 to 2025 (Adm Amend)



- Houston Downtown - Main St. Promenade (19234)
 - \$12M STBG
- City of Galveston - Streetscape Improv. (7739)
 - \$12M STBG
- Montgomery County - ITS Project (19236)
 - \$8M STBG
 - \$4M CMAQ
- The Woodlands - Transit Maint Facility (19192)
 - \$10M CMAQ
- City of Conroe - Bus CNG Fueling Facility (19193)
 - \$560K STBG

Project Delivery – “Forward Progress”



- Engineer
- 2 Planners
- 1 Senior Planner
- More to Come Mid-2025

Contact

Callie Barnes
Program Manager – Project Delivery
Callie.Barnes@H-GAC.com
832-681-2615



10-Year Financial Outlook



**Transportation Advisory Committee
February 19, 2025**

Funding Allocation

- Unified Transportation Program
 - Eligible projects & Selection Authority
- Selection Authority
 - TXDOT
 - MPO
- MPO Funding categories
 - Category 2 – Metropolitan Mobility
 - Category 5 – Congestion Mitigation and Air Quality
 - Category 7 – Surface Transportation Block Grant
 - Category 9 – Transportation Alternatives Set-Aside
 - Category 10 – Carbon Reduction Program

Funding Awards

- Competitive Project Selection Process
- Approved by Transportation Policy Council
- Eligible agencies
 - TxDOT Districts
 - Local Governments
 - Transit Agencies
 - Ports and Special districts
- TPC may award funding to projects out of cycle

Programming since December 2023

- Three groups of new projects
 - Regional Goods Movement Projects approved in December 2023 Evaluation Criteria Published – December 2023
 - TxDOT Houston District Out-of-Cycle/Priority projects approved in June 2024.
 - Carryover Spend Down projects approved as follow:
 - First round (August 2024 and August 2025 let dates) approved in December 2023.
 - Second round (August 2025 let date) approved in September 2024.
 - Third round (August 2026 let date) approved in two parts in October 2024 and December 2024.
- Previewed projects for selection in 5 Categories (Seeking approval in Item 9)

10-Year Programming

- Programing Goals
 - Not exceed balances in Cat 5-CMAQ, and 7-STBG by 200%
 - Total programming under the total allocation
 - Program project selection process recommendations
 - Programming in each investment category is aligned with funding instruction

Current Programming and Balances (2025-2035)

- Cat 2- \$2.77/3.1 B (2025-2035)
- \$385M State on system facilities only

Category	Authorized amount in \$M	Programming in \$M	Balance in \$M	% of annual allocation
Cat 5-CMAQ	\$1,400	\$877	\$523	543%
Cat 7-STBG	\$2,478	\$1,777	\$701	393%
Cat 9-TASA	\$290	\$61	\$229	1116%
Cat 10-CRP	\$331	\$60	\$271	1136%
Total	\$4,499	\$2,775	\$1,724	541%



Current Programming and Balances

■ FY 2025-2028

Category	Auth in \$M	Prog in \$M	Bal in \$M	% of annual
Cat 5-CMAQ	\$727	\$877	\$150	157%
Cat 7-STBG	\$1,229	\$1,513	\$284	159%
Cat 9-TASA	\$146	\$61	\$85	416%
Cat 10-CRP	\$163	\$60	\$104	436%
Total	\$2,266	\$2,510	\$245	77%

■ FY 2029-2035

Category	Auth in \$M	Prog in \$M	Bal in \$M	% of annual
Cat 5-CMAQ	\$673	\$0	\$673	700%
Cat 7-STBG	\$1,249	\$264	\$985	552%
Cat 9-TASA	\$144	\$0	\$144	700%
Cat 10-CRP	\$167	\$0	\$167	700%
Total	\$2,233	\$264	\$1,969	617%

10-Year Programming

- Programing Goals
 - Not exceed balances in Cat 5-CMAQ, and 7-STBG by 200%
 - Total programming under the total allocation
 - Program project selection process recommendations
 - Programming in each investment category is aligned with funding instruction

Proposed Actions

- Convert TxDOT HOU Cat 5-CMAQ project to Cat 10-CRP
- Convert Cat 7-STBG project to Cat 9-TASA
- Convert Cat 7-STBG (Grade Sep) to Cat 5-CMAQ
- Delay C-phase projects out of the TIP to 2030
- Delay Inner Katy BRT out of TIP to 2032
- Remove Cat 5-CMAQ and Cat 7-STBG from 3 Projects (Universal accessibility, Scott and Airline BOOST) and program with 100% Local

Programming and Balances With Proposed Actions (2025-2035)

- Cat 2- \$2.77/3.1 B (2025-2035)
- \$385M State on system facilities only

Category	Authorized amount in \$M	Programming in \$M	Balance in \$M	% of annual allocation
Cat 5-CMAQ	\$1,400	\$901	\$499	519%
Cat 7-STBG	\$2,478	\$1,592	\$886	497%
Cat 9-TASA	\$290	\$125	\$165	804%
Cat 10-CRP	\$331	\$87	\$244	1022%
Total	\$4,499	\$2,705	\$1,794	563%

Programming and Balances With Proposed Actions (2025-2035)

■ FY 2025-2028

Category	Auth in \$M	Prog in \$M	Bal in \$M	% of annual
Cat 5-CMAQ	\$727	\$704	\$22	23%
Cat 7-STBG	\$1,229	\$1,140	\$90	50%
Cat 9-TASA	\$146	\$125	\$21	104%
Cat 10-CRP	\$163	\$87	\$76	322%
Total	\$2,265	\$2,056	\$209	66%

■ FY 2029-2035

Category	Auth in \$M	Prog in \$M	Bal in \$M	% of annual
Cat 5-CMAQ	\$673	\$196	\$477	496%
Cat 7-STBG	\$1,249	\$452	\$797	447%
Cat 9-TASA	\$144	\$0	\$144	700%
Cat 10-CRP	\$167	\$0	\$167	700%
Total	\$2,233	\$648	\$1,585	497%

Proposed Actions & PSP Project

- Convert TxDOT HOU Cat 5-CMAQ project to Cat 10-CRP
- Convert Cat 7-STBG project to Cat 9-TASA
- Convert Cat 7-STBG (Grade Sep) to Cat 5-CMAQ
- Delay C-phase projects out of the TIP to 2030
- Delay Inner Katy BRT out of TIP to 2032
- Remove Cat 5-CMAQ and Cat 7-STBG from 3 Projects (Universal accessibility, Scoot and Airline BOOST)
- Add project selection process recommendations

Programming and Balances With Proposed Actions and PSP Recommendations (2025-2035)

- Cat 2- \$2.84/3.1 B (2025-2035)
- \$310M State on system facilities only

Category	Authorized amount in \$M	Programming in \$M	Balance in \$M	% of annual allocation
Cat 5-CMAQ	\$1,400	\$1,174	\$226	235%
Cat 7-STBG	\$2,478	\$2,119	\$359	201%
Cat 9-TASA	\$290	\$125	\$165	804%
Cat 10-CRP	\$331	\$192	\$139	583%
Total	\$4,499	\$3,610	\$889	279%

Programming and Balances With Proposed Actions and PSP Recommendations (2025-2035)

■ FY 2025-2028

Category	Auth in \$M	Prog in \$M	Bal in \$M	% of Annual
Cat 5-CMAQ	\$727	\$709	\$18	18%
Cat 7-STBG	\$1,229	\$1,140	\$89	50%
Cat 9-TASA	\$146	\$125	\$21	104%
Cat 10-CRP	\$163	\$102	\$61	257%
Total	\$2,265	\$2,076	\$189	60%

■ FY 2029-2035

Category	Auth in \$M	Prog in \$M	Bal in \$M	% of Annual
Cat 5-CMAQ	\$673	\$465	\$208	217%
Cat 7-STBG	\$1,249	\$979	\$269	151%
Cat 9-TASA	\$144	\$0	\$144	700%
Cat 10-CRP	\$167	\$89	\$78	326%
Total	\$2,233	\$1,533	\$698	219%

To be previewed/programmed

- 2 STBG project being previewed
 - Mykawa Rd (\$62M) and Garth Rd
- Active Transportation (\$75M) and Safety (\$30M/Year) Categories
- H-GAC Programs
 - Tow & Go (\$10M/Year)
 - Clean Vehicles
 - Commute Solutions

Contacts



Vishu Lingala

Vishu.Lingala@H-GAC.com

713-993-4561

Programming and Balances With Proposed Actions and PSP Recommendations (2025-2035)

- Cat 2- \$2.84/3.1 B (2025-2035)
- \$310M State on system facilities only

Category	Authorized amount in \$M	Programming in \$M	Balance in \$M	% of annual allocation
Cat 5-CMAQ	\$1,400	\$1,032	\$368	383%
Cat 7-STBG	\$2,478	\$2,201	\$277	155%
Cat 9-TASA	\$290	\$125	\$165	804%
Cat 10-CRP	\$331	\$252	\$79	332%
Total	\$4,499	\$3,610	\$889	279%

Programming and Balances With Proposed Actions and PSP Recommendations (2025-2035)

■ FY 2025-2028

Category	Auth in \$M	Prog in \$M	Bal in \$M	% of annual
Cat 5-CMAQ	\$727	\$726	\$0.8	1%
Cat 7-STBG	\$1,229	\$1,272	\$43	24%
Cat 9-TASA	\$146	\$125	\$21	104%
Cat 10-CRP	\$163	\$102	\$1	6%
Total	\$2,265	\$2,285	\$20	6%

■ FY 2029-2035

Category	Auth in \$M	Prog in \$M	Bal in \$M	% of annual
Cat 5-CMAQ	\$673	\$305	\$368	235%
Cat 7-STBG	\$1,249	\$929	\$319	201%
Cat 9-TASA	\$144	\$0	\$144	804%
Cat 10-CRP	\$167	\$89	\$78	583%
Total	\$2,233	\$1,325	\$909	279%



Project Selection Process Update



**Transportation Advisory Committee
February 19, 2025**

Selection Process

- TPC Guidance was approved - March 2020
- Process development – July 2020 – December 2022
- Process approved by TPC – January 2023
- Regional Goods Movement Category – February – December 2023
- PSP 5 Categories – January 2024 – February 2025

Selection Process Steps

- Phase I
 - Announcement – December 2023
 - Evaluation Criteria Published – December 2023
 - Evaluation Criteria Questionnaires – December 2023
 - Criteria Responses submitted – January – March 2024
 - Criteria Scoring – March – June 2024
 - Criteria Scores Validation – June – July 2024
- Projects scored > 50 points advance to Phase II

Selection Process Steps

■ Phase II

- Benefit-Cost Analysis – July - August 2024
- Benefit-Cost Analysis review – September 2024
- Validation on Benefit-Cost ratios – September/October 2024
- Benefit-Cost ratios converted to 0-100 points scale – October 2024
- Combined BCA scores with criteria scores, sorted projects from high to low scores and ranked them in each category
- Published draft rankings of projects in each category

Selection Process Steps

- Assessed project readiness for top scoring projects based on project readiness questionnaire responses - November/December 2024
- Reviewed funding eligibility - November/December 2024
- Applied funding instructions - November/December 2024
- Previewed staff recommendations with TAC and TPC – January 2025

Investment Category	Funding Instructions	Description and Purpose (“Identify, develop, and fund...”)
Regional Goods Movement	12%	Projects that most effectively enhance or improve safe and reliable freight mobility throughout the region.
Major Projects	30%	Projects that are regional in scope, most effectively address goals and priorities of the Transportation Policy Council or identified in the Regional Transportation Plan and exceed \$100 million in total estimated costs.
High-Growth Area Needs	25%	Projects that most effectively address mobility, accessibility, and congestion mitigation needs in areas experiencing rapid or significant growth in population or other demographic measures, economic development, travel demand, or other indicators identified by local agencies.
Operational Improvements & Congestion Management	13%	Projects that most effectively deliver traffic management and other operational improvements, as well as mitigate current congestion.
Resiliency & State of Good Repair	5%	Projects that most effectively help the transportation system avoid or recover quickly from events that create delays, closures, or other impacts, and projects that provide maintenance of current transportation facilities and services.
Transit	7.5%	Projects that most effectively provide, expand, or enhance transit infrastructure throughout the region.
Active Transportation	7.5%	Projects that most effectively enhance or improve walking and bicycling for essential trip-making in the region.
Safety **	\$30M Per Year	Projects that most effectively will reduce or eliminate crashes that result in fatalities and serious injuries.

Draft Recommendations

- TxDOT Beaumont District and Local governments projects are recommended for consideration of funding award until the funding instructions are met for each category
- TxDOT Houston District sponsored projects are not recommended due to priority programming approved by TPC in June 2024
- Remaining projects on the draft ranked list of project are recommended for consideration of listing in the RTP
 - Projects listed in the RTP may continue project development and seek federal approvals such as environmental clearance

TxDOT Houston Funding Request

- Received as part of the TIP development process
- Concurrent request of new projects in the current project selection effort
 - Category 2 - Metropolitan and Urban Corridor Projects
 - Category 5 – Congestion Mitigation and Air Quality
- TPC approved TxDOT Houston District's request in June 2024

Recommended Projects

Category	# Projects	Federal Amount (\$M)	Total Including Local (\$M)
Major Projects	3	\$308	\$385
High Growth Area Needs	7	\$232	\$290
Operational Improvements and Congestion Management	5	\$164	\$205
Resiliency and State Of Good Repair	3	\$44	\$56
Transit	1	\$45	\$45
Active Transportation	0	\$0	\$0
Total	19	\$840	\$981



Major Projects Recommendation

<i>Sponsor</i>	<i>Project Title</i>	<i>Total Score</i>	<i>Rank</i>	<i>Fiscal Year*</i>	<i>Federal (\$M)</i>	<i>Total Cost (\$M)</i>
Montgomery County	IH 45 Ramp Improvements at Hardy toll Rd, SH 99 and Woodlands Pkwy	183	1	2032	\$176	\$220
Montgomery County	Magnolia Relief Route from FM 1488 to SH 249	158	4	2033	\$72	\$90
TxDOT Beaumont District	SH 146 Widening from IH 10 to Cedar Bayou	119	10	2034	\$60	\$75
					\$308	\$385

*Construction phase fiscal year is based on project readiness assessment and fiscal capacity. Projects may be advanced if fiscal capacity is available and major project readiness milestones are met.

Resiliency and State of Good Repair Projects Recommendation

<i>Sponsor</i>	<i>Project Title</i>	<i>Total Score</i>	<i>Rank</i>	<i>Fiscal Year*</i>	<i>Federal (\$M)</i>	<i>Total Cost (\$M)</i>
City of Houston	Westheimer Road Reconstruct. from Montrose Blvd to Main St.	160	1	2033	\$28	\$35
City of Galveston	33 rd St. Intersect. Signalization at Seawall Blvd	150	2	2027	\$0.5	\$0.6
City of Sugar Land	Williams Trace Blvd Reconstruction from Lexington Blvd to SH 6	118	6	2030	\$16	\$20
				Total	\$44	\$56

*Construction phase fiscal year is based on project readiness assessment and fiscal capacity. Projects may be advanced if fiscal capacity is available and major project readiness milestones are met.

High Growth Area Needs Recommendation

<i>Sponsor</i>	<i>Project Title</i>	<i>Total Score</i>	<i>Rank</i>	<i>Fiscal Year*</i>	<i>Federal (\$M)</i>	<i>Total Cost (\$M)</i>
Brazoria County	Pearland Pkwy Exten from Dixie Farm to FM 2351	161	1	2034	\$46	\$56
Fort Bend County	Construct SH 99 Seg-D Front.Rd	146	3	2030	\$25	\$31
Montg. County	SH 99 Seg-G EB Front.Rd	136	5	2030	\$3	\$4
Brazoria County	CR 100 Exten from CR113 to SH 35	130	8	2034	\$20	\$26
Harris County	Barker Cypress Widening from Queenston Blvd to North of US 290	127	9	2032	\$70	\$88

*Construction phase fiscal year is based on project readiness assessment and fiscal capacity. Projects may be advanced if fiscal capacity is available and major project readiness milestones are met.

Operational Improvements and Congestion Management Projects Recommendation

<i>Sponsor</i>	<i>Project Title</i>	<i>Total Score</i>	<i>Rank</i>	<i>Fiscal Year*</i>	<i>Federal (\$M)</i>	<i>Total Cost (\$M)</i>
Harris County	Precinct 1 Signals Replacement.	175	1	2028	\$13	\$16
Metro	82-Westheimer BOOST	175	2	2029	\$37	\$47
City of Mont Belvieu	Traffic Management Center	174	3	2027	\$3	\$4
Harris County	Fairmont Parkway Widening, Access Management, and Safety Improvem.	124	6	2031	\$68	\$85
Fort Bend County & Brazoria County	E Dallas St./County Road 59 Widening from FM 521 to CR 48	127	7	2033	\$43	\$53
				Total	163	\$205

*Construction phase fiscal year is based on project readiness assessment and fiscal capacity. Projects may be advanced if fiscal capacity is available and major project readiness milestones are met.

High Growth Area Needs Projects Recommendation

<i>Sponsor</i>	<i>Project Title</i>	<i>Total Score</i>	<i>Rank</i>	<i>Fiscal Year*</i>	<i>Federal (\$M)</i>	<i>Total Cost (\$M)</i>
City of Conroe	Foster Drive widening from S Frazier St. to N Porter Rd.	123	11	2031	\$30	\$37
City of Mont Belvieu	Eagle Drive widening from FM 565 to SH 146	122	12	2030	\$38	\$47
				Total	\$232	\$290

*Construction phase fiscal year is based on project readiness assessment and fiscal capacity. Projects may be advanced if fiscal capacity is available and major project readiness milestones are met.

Transit Projects Recommendation

<i>Sponsor</i>	<i>Project Title</i>	<i>Total Score</i>	<i>Rank</i>	<i>Fiscal Year*</i>	<i>Federal (\$M)</i>	<i>Total Cost (\$M)</i>
Metro	Northline Transit Center	152	1	2029	\$45	\$45
				Total	\$45	\$45

*Construction phase fiscal year is based on project readiness assessment and fiscal capacity. Projects may be advanced if fiscal capacity is available and major project readiness milestones are met.

Summary of Federal Programming Since December 2023

Category	Project Selection Process	TxDOT Out of Cycle	Carry-Over Spend Down	Total	Percentage	Funding Instructions
Major Projects	\$308	\$160	\$79	\$547	21%	30%
High Growth Area Needs	\$232	\$381	\$91	\$704	28%	25%
Regional Goods Movement	\$145	\$192	\$0.8	\$338	13%	12%
Operational Improvements and Congestion Management	\$164	\$0	\$112	\$276	11%	13%
Resiliency and State Of Good Repair	\$44	\$0	\$205	\$249	10%	5%
Transit**	\$45	\$0	\$148	\$193	7.6%	7.5%
Active Transportation	\$60*	\$0	\$183	\$243	10%	7.5%
Total	\$998	\$733	\$875	\$2,550	100%	100%

*Active Transportation PSP still pending.

** Remove \$70M of federal funding from COSD projects.

Transit Programming Analysis

Scenario		Federal funding amounts	% of All federal amount since 2023
Federal Amount Since December 2023 (Includes RGM, COSD, TxDOT Out-of-Cycle, RGM and PSP recommendations)		\$2,620,000,000	100.00%
Funding Instructions Transit - 7.5%		\$196,500,000	7.50%
1	METRO Transit (with Northline Selected)	\$190,253,317	7.26%
	Non-METRO Transit	\$72,841,274	2.78%
	Total	\$263,094,591	10.04%
2	METRO Transit (Selecting Northline and removing \$70M COSD)	\$119,850,922	4.7%*
	Non-METRO Transit	\$72,841,274	2.86%*
	Total	\$192,692,196	7.56%
*Total programming amount reduce to account for selecting Northline TC and removing \$70M.			
3	METRO Transit (Not Selecting Northline and removing \$70M COSD)	\$74,850,922	2.99%**
	Non-METRO Transit	\$72,841,274	2.91%**
	Total	\$147,692,196	5.9%**
**Total programming amount reduce to account for not selecting Northline TC and removing \$70M.			

- Staff Recommendation:
 - Remove \$70M federal funding from 3 transit projects (COSD)
 - Hold it for future cost increases

Transit Programming

- TPC meeting discussion and staff direction
 - Take transit projects in PSP and look at other options:
 - Use it on other projects in other categories
 - Hold for cost increases
 - Fund E-Phase project
 - To bring transit programming percentage consistent with approved funding instructions (7.5%)

Action Requested

- TAC Recommendation for approval of staff recommended projects is 5 Categories.

Contacts



Vishu Lingala

Vishu.Lingala@H-GAC.com

713-993-4561

Selection Process Steps

Steps	Responsible	Selection Process Steps
1	Staff	Announce PSP
2	Staff	Publish Evaluation Criteria
3	Sponsors	Provide Additional Scoring Information - 45 days
4	Staff	Staff Screens for Criteria (50 points Cutoff) - 45 days
5	Sponsors	Provide Benefit - Cost Information
6	Staff	Validation of Scores and BCAs
7	Sponsors	Provide Readiness Information
8	Staff	Project Readiness Determined (for Sorting)
9	Staff	Ranked list Developed
10	TAC/TPC	Ranked List Preview Approval
	Staff	TIP/RTP Amendments for AQ-Exempt Projects
	Staff	TIP/RTP Amendments for AQ-Non-Exempt Projects

Selection Process

- All projects that scored >50 points in evaluation criteria were scored for BCA
- Total Benefits/Total Cost
 - B/C ratios ranged from 0.1 to > 100.0
 - Covert benefit/cost ratios > 1.0 in to points 0 -100
- Validated all Benefits-Cost ratios and assigned BCA scores

Agenda

- Background
 - TPC Guidance
 - PSP Approved
 - RGM Start and End date
- Steps
 - Submitting evaluation criteria questionnaires
 - Draft criteria scores
 - Validated criteria scores
 - Published criteria scores
 - Submitted Benefit-Cost Analysis

Summary of Total Programming Since December 2023

Category	Project Selection Process	TxDOT Out of Cycle	Carry-Over Spend Down	Total	Percentage	Funding Instructions
Major Projects	\$385	\$200	\$79	\$664	21%	30%
High Growth Area Needs	\$290	\$490	\$96	\$876	28%	25%
Regional Goods Movement	\$180	\$239	\$0.8	\$420	13%	12%
Operational Improvements and Congestion Management	\$205	\$0	\$156	\$361	12%	13%
Resiliency and State Of Good Repair	\$55	\$0	\$220	\$276	9%	5%
Transit	\$45	\$0	\$297	\$342	11%	7.5%
Active Transportation	\$0	\$0	\$185	\$185	6%	7.5%
Total	\$1,161	\$929	\$1,035	\$3,124	100%	100%

Summary of Federal Programming Since December 2023

Category	Project Selection Process	TxDOT Out of Cycle	Carry-Over Spend Down	Total	Percentage	Funding Instructions
Major Projects	\$308	\$160	\$79	\$547	21%	30%
High Growth Area Needs	\$232	\$381	\$91	\$704	2827%	25%
Regional Goods Movement	\$145	\$192	\$0.8	\$338	13%	12%
Operational Improvements and Congestion Management	\$164	\$0	\$112	\$276	12 11%	13%
Resiliency and State Of Good Repair	\$44	\$0	\$205	\$249	910%	5%
Transit	\$45	\$0	\$218	\$263	1110%	7.5%
Active Transportation	\$60*	\$0	\$183	\$243	69%	7.5%
Total	\$998	\$733	\$889	\$2,620	100%	100%

Remove double counted project

*Active Transportation PSP still pending.

Draft Recommendations online

The screenshot shows the H-GAC website at the URL [h-gac.com/transportation-project-selection-process](https://www.h-gac.com/transportation-project-selection-process). The page features a navigation menu with categories like 'PROGRAMS & SERVICES', 'ABOUT H-GAC', 'CALENDAR', 'FUNDING OPPORTUNITIES & RESOURCES', 'H-GAC FINANCES', and 'PROCUREMENT'. The main content area is titled 'On This Page' and includes links for 'About the Transportation Project Selection Process', 'Submit Your Project(s) for Consideration', and 'How to Submit'. A prominent section titled 'Draft Project Recommendations' is highlighted with a green border, listing five categories: Major Projects, High Growth Area Needs, Operation Improvements and Congestion Management, Resiliency and State of Good Repair, and Transit. To the right, there is a 'Contact Information' sidebar with contact details for Vishu Lingala.

On This Page

[About the Transportation Project Selection Process](#) | [Submit Your Project\(s\) for Consideration](#) | [How to Submit](#)

About the Transportation Project Selection Process

H-GAC conducts a **Project Selection Process** that assesses projects' proposed alignment with the goals from the 2045 RTP Update, federal requirements, and guidance from the H-GAC's Transportation Policy Council.

H-GAC has developed eight investment categories described below that translate the diverse goals, priorities, and requirements into discrete groupings of projects. H-GAC utilizes a combination of the investment category focused criteria, planning factors, and a cost-benefit analysis for project scoring.

View the [Draft H-GAC Transportation Project Selection Process Handbook](#) for more information.

[Transportation Project Questionnaires Search](#)

Submit Your Project(s) for Consideration

To have your project(s) participate in H-GAC's selection process, you'll need to first complete our [Statement of Project Interest form](#).

Eligible sponsors may submit potential projects for consideration by submitting basic project information as statements of projects interests on a

Draft Project Recommendations

- Major Projects
- High Growth Area Needs
- Operation Improvements and Congestion Management
- Resiliency and State of Good Repair
- Transit

Contact Information

Would you like to contact us about this topic? Please contact:

Vishu Lingala
Vishu.Lingala@h-gac.com
713-993-4561

<https://www.h-gac.com/transportation-project-selection-process>

Total Score

- Combined BCA with evaluation criteria scores
- Sorted from highest to lowest
- Projects ranked
- Posted ranked lists of projects for each Investment Category

Selection Steps

- ✓ Screened out RTP only projects
- ✓ Completed project readiness with project sponsors
- ✓ Posted revised ranking list at <https://www.h-gac.com/transportation-project-selection-process>
- ✓ Reviewed funding eligibility for project types
- ✓ Applied funding instructions from TPC
- Prepare recommendation for TAC and TPC consideration
 - TIP , 10-Year Plan, RTP

Benefit-Cost Scoring Method

- BCA Scoring Method 3:
 - Projects with $BCR > 1.0$ were sorted from high to low
 - Projects with a $BCR > 10$ were assigned 100 points (max)
 - Projects with a BCR from 6.0-10.0 were assigned 75 points
 - Projects with a BCR from 3.0-6.0 were assigned 50 points
 - Projects with a BCR from 1.0-3.0 were assigned 25 points
 - $BCR < 1.0$ was assigned 0 points (lowest)

Next Steps

Selection Process Steps	Month 2024
✓ Criteria questionnaires	Feb 2024
✓ Evaluation scoring & ranking	March-May
✓ Evaluation score validation final criteria scores	June-July
✓ Benefit-cost analysis (BCA)	August
✓ Benefit-cost analysis (BCA) assessment	September/October
✓ BCA validation, draft final scores ranking	October
✓ Project readiness	Nov – Dec
✓ BCA validation & final draft ranking	December
▪ Draft recommendation	January 2025
▪ Anticipated approval	February 2025

Selection Process Steps

Selection Process Steps	Month
✓ Criteria questionnaires	Feb 2024
✓ Evaluation scoring & ranking	March-May
✓ Evaluation score validation final criteria scores	June-July
✓ Benefit-cost analysis (BCA)	August
✓ Benefit-cost analysis (BCA) assessment	September/October
✓ BCA validation, draft final scores ranking	October
✓ Project readiness	Nov – Dec
✓ BCA validation & final draft ranking	December
▪ Draft recommendation	January 2025
▪ Anticipated approval	February 2025

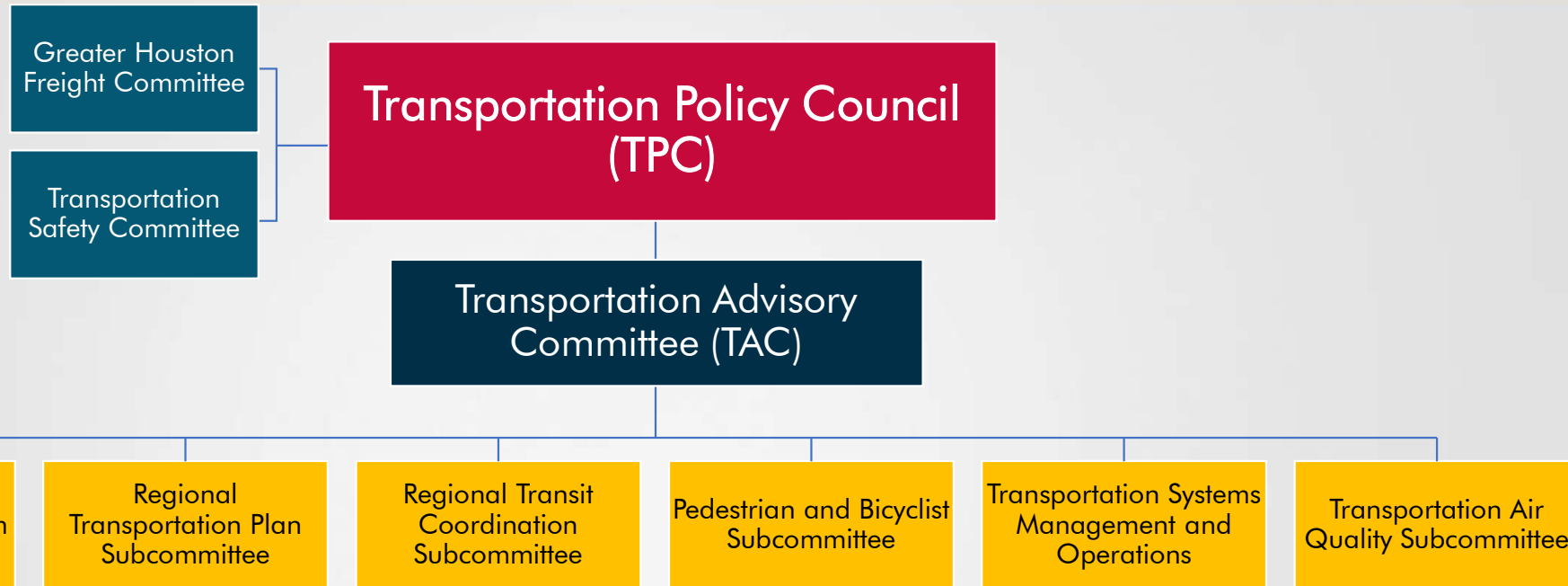


10. 2025 TAC NOMINATING COMMITTEE AND NOMINATION PROCESS



Transportation Advisory Committee
February 19, 2025

MPO Committee Structure



Nomination Process

Recommend membership for:

- TAC Officers: Chair, 1st Vice Chair, and 2nd Vice Chair
- TAC Subcommittees:
 - Pedestrian-Bicyclist Subcommittee (22 Members)
 - Regional Transportation Plan Subcommittee (23 Members)
 - Regional Transit Coordination Subcommittee (18 Members)
 - Transportation Air Quality Subcommittee (19 Members)
 - Transportation Improvement Program Subcommittee (22 Members)
 - Transportation Systems Management and Operations (17 Members)

<https://www.h-gac.com/getmedia/7f66779d-cf75-40dc-a38e-849d56fcb730/TAC-Subcommittees-Bylaws.pdf>



Nominating Committee



- Perri D'Armond, Chair
- Amy Skicki
- Wael Tabara
- David Wurdlow
- Brian Alcott

Timeline



February 19, 2025:

- First Meeting of the 2025 Transportation Advisory Committee

February 20, 2025:

- H-GAC staff distribute form soliciting nominations from TAC Members

March 7, 2025:

- Nominations due

March 19, 2025:

- Transportation Advisory Committee action recommended slate of nominees



Item 11: Safety Performance Measures and Proposed Measures



Background



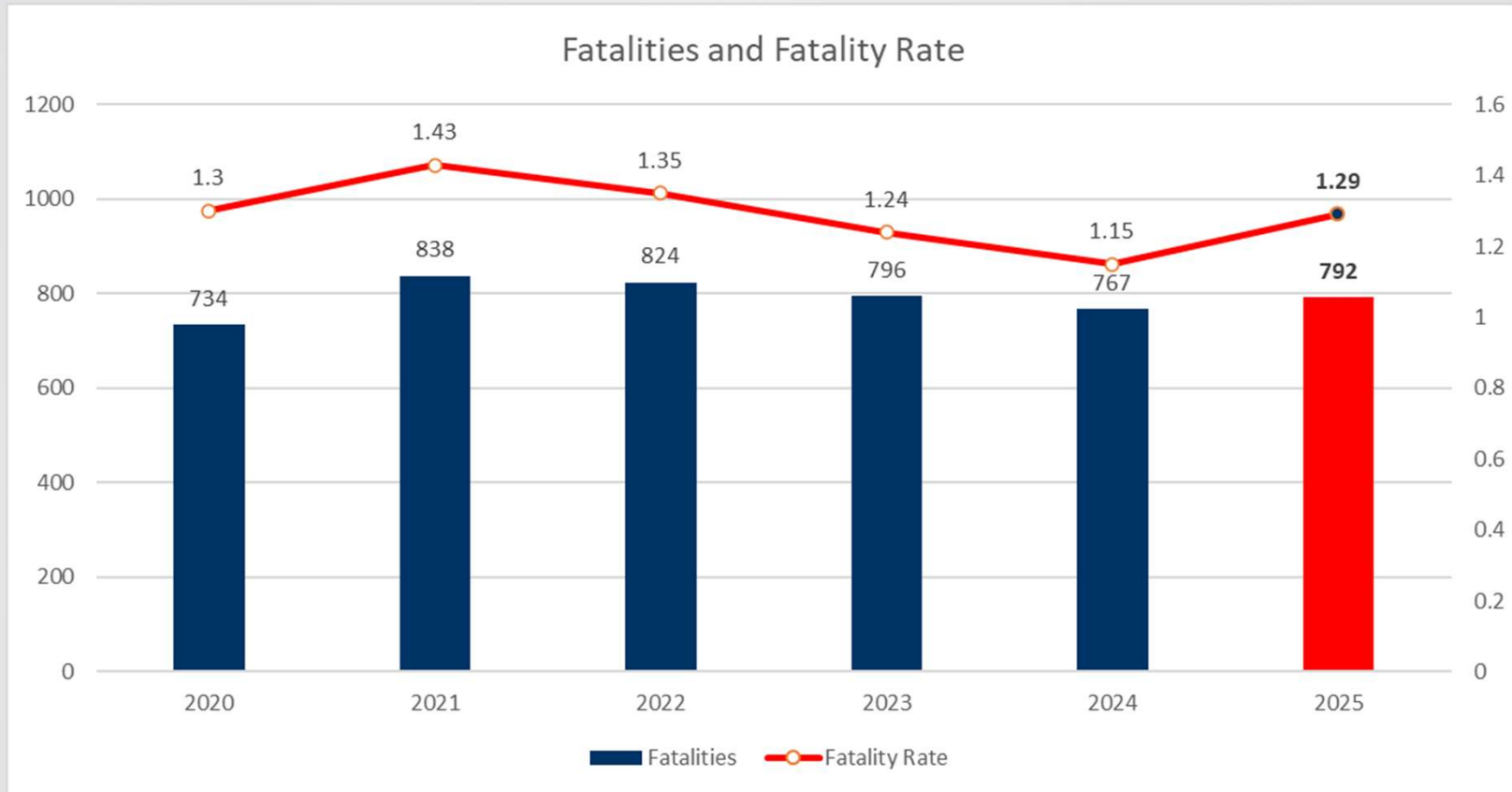
- The Houston-Galveston Area Council and Texas Department of Transportation are required to annually submit safety performance measures to the Federal Highway Administration.
 - The MPO supports the State's Safety Performance Measures.
- The five safety performance measures are listed below:
 - Number of Fatalities
 - Rate of Fatalities (per 100 million vehicle miles traveled)
 - Number of Serious Injuries
 - Rate of Serious Injuries (per 100 million vehicle miles traveled)
 - Number of non-motorized fatalities and serious injuries

2024 Performance Proposed Measures v. Actuals

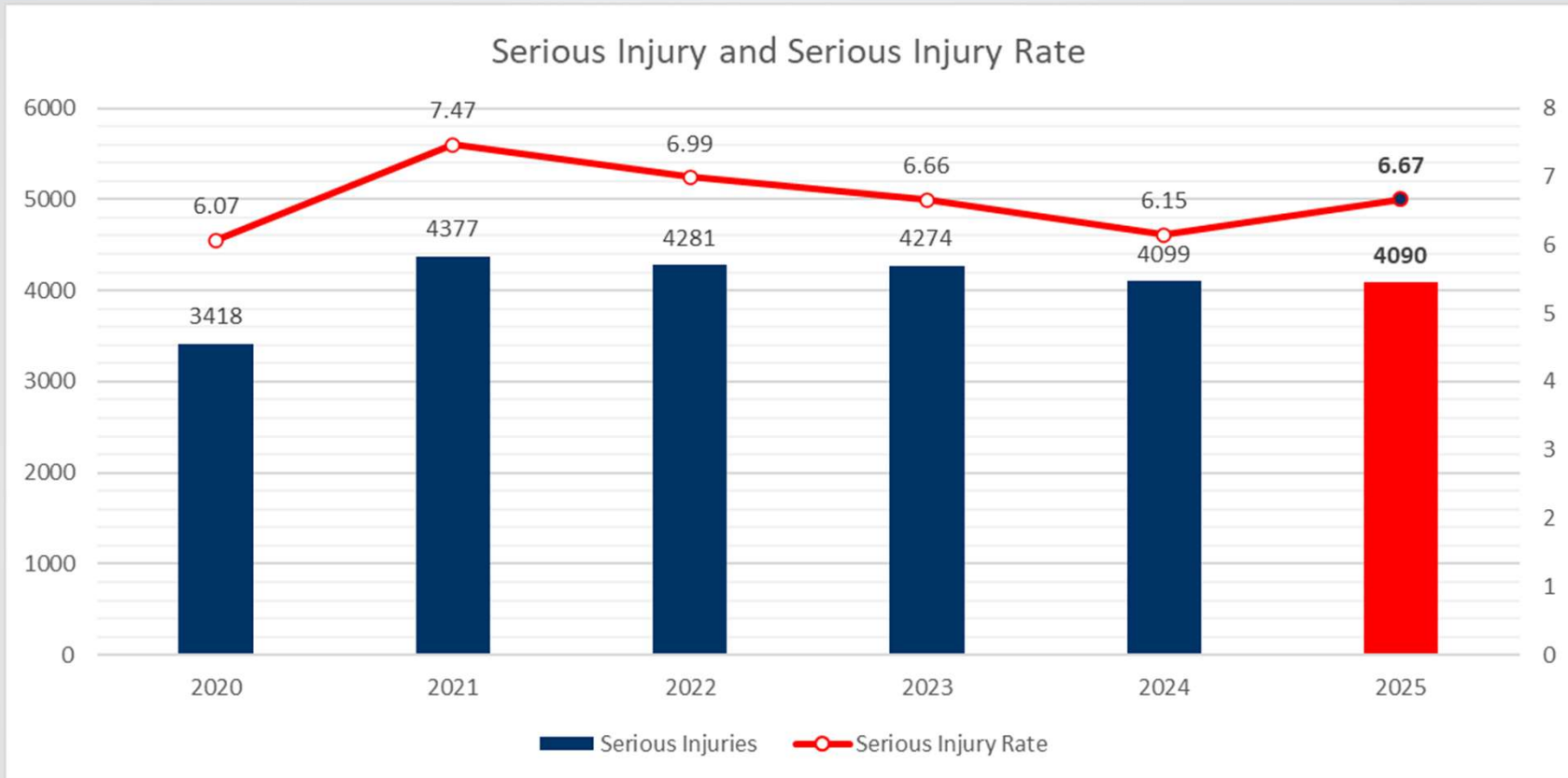


Measure	2024 Proposed Measures	2024 Actuals
Fatalities	765	767
Fatality Rate	1.25	1.15
Serious Injuries	3,911	4,099
Serious Injury Rate	6.41	6.15
Non-motorized fatalities and serious injuries	764	821

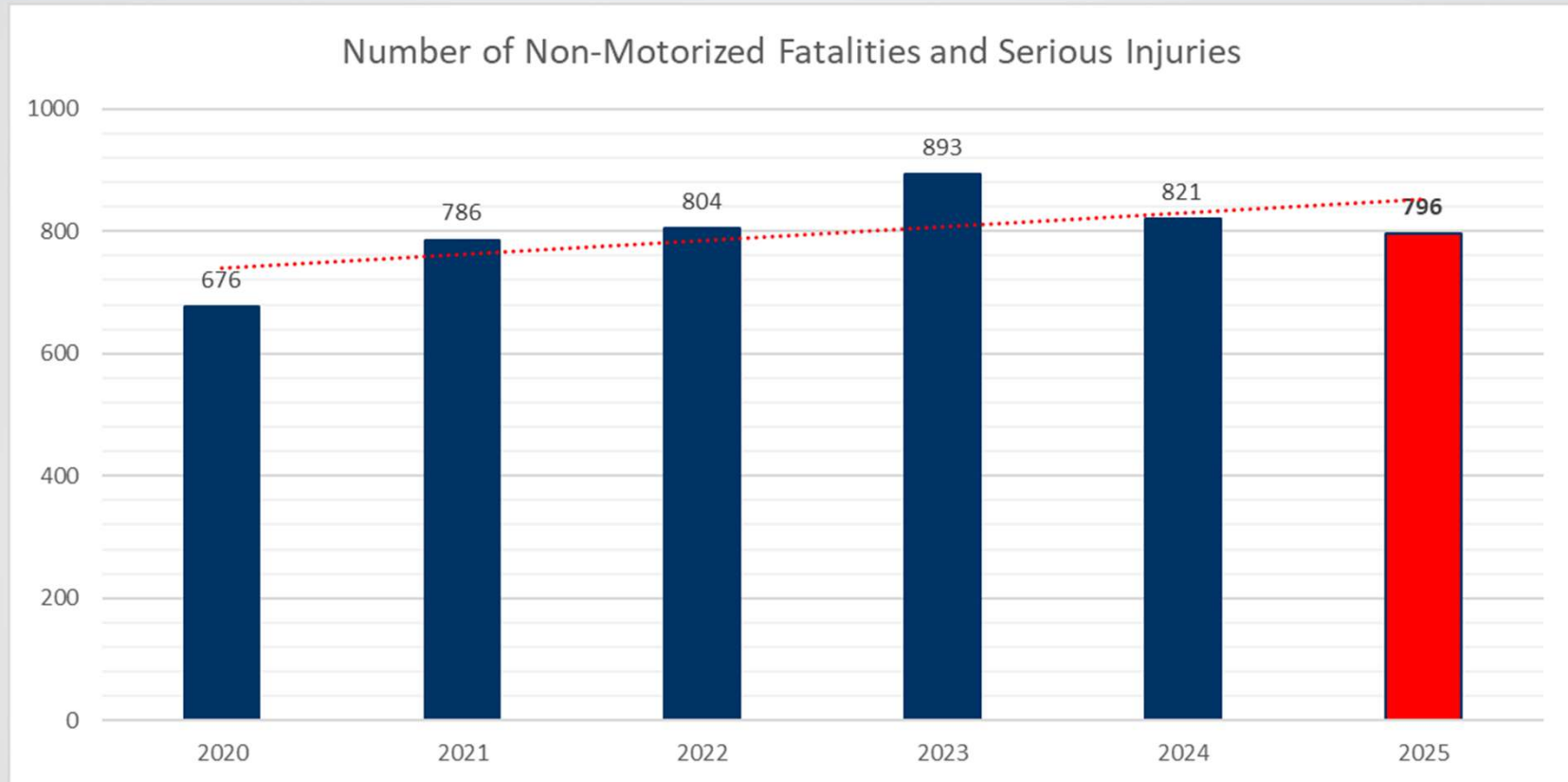
Fatalities



Serious Injuries



Non-Motorized Fatalities and Serious Injuries



2025 Performance Proposed Measures



Measure	Targets
Fatalities	792
Fatality Rate	1.29
Serious Injuries	4090
Serious Injury Rate	6.67
Non-motorized fatalities and serious injuries	796

What are we doing? What do we plan to do?



Current

- Transportation Safety Committee
- Tow and Go
- \$30m annual safety project funds
- Vision Zero Policy
- Road Safety Audits (RSAs)
- ITS Architecture Update
- Hurricane Evacuation
- Safety programs
 - Regional Safety Campaign
 - Teen Driver Safety
 - Youth Traffic Safety

Going Forward

- Safety Action Plans
- State of Safety Report Revamp
- Congestion Management Plan
- 2050 Regional Transportation Plan
- Safety Updates to TAC/TPC

Staff Request/Contact Information



- Action item

- Stephen Keen

- Senior Planner
- stephen.keen@h-gac.com
- 713-993-4574



Item 12A. Future Amendments to 2025-2028 TIP and 2045 RTP



Transportation Advisory Committee
February 19, 2025

Future 2025-2028 TIP Amendments

- Delay four TxDOT Houston District reconstruction & widening projects (MPO IDs 261, 7562, 10114, 17234) in 2045 RTP to FY 2036 for various environment reasons
- Add \$26.1M STBG to Harris County MUD 500's FY 2026 Greenhouse Road underpass at US 290 construction (MPO ID 18052) for more detailed design incl. replacement of US 290 main lanes bridge. MUD 500 will provide \$6.5M match.
- Add \$9.0M STBG to COH's FY 2025 Shepherd-Durham reconstruction (MPO ID 18417) to cover inflation and compliance with new drainage regulations. Matching 11.8M TDCs will reflect participation in the RST Fund.

Action Requested

- Review and discussion only



Item 12B. Administrative Amendments to 2025-2028 TIP



Transportation Advisory Committee
February 19, 2025

Administrative Amendments 2025-2028

TIP

- Delay SH 105 widening (MPO ID 965) from FY 2026 to FY 2028 due to State-level lettings at TxDOT Houston District's request.
- Delay FM 518 widening (MPO ID 10132) from FY 2026 to FY 2027 due to State-level lettings at TxDOT Houston District's request.
- Delay IH 10 W widening (MPO ID 10334) from FY 2026 to FY 2027 due to State-level lettings at TxDOT Houston District's request.
- Delay IH 10 W widening (MPO ID 13864) from FY 2026 to FY 2027 due to State-level lettings at TxDOT Houston District's request.

Administrative Amendments 2025-2028

TIP

- Convert SH 99 DCs construction (MPO ID 8088) ROW funding from Federal to State at TxDOT Houston District's request.
- Change Phase of METRO vehicle replacement (MPO ID 11268) from 'Construction' to 'Transfer'.
- Reformat FM 529 widening projects (MPO IDs 17210, 18514, 18996, 18997) at TxDOT Houston District's request.
- Correct County name of I-45 N widening (MPO ID 17221) to 'Montgomery'.
- Correct emissions values of FM 521 widening (MPO ID 18501).
- Advance SH 225 reconstruction (MPO ID 18960) to FY 2025 to coordinate with HCTRA project.

Administrative Amendments 2025-2028

TIP

- Correct Sponsor Name of Lake Houston Parkway widening (MPO ID 19177).
- Change matching funds from Local to State on TXDOT Beaumont District sidewalks (MPO ID 19188).
- Correct funding calculation error in detail page of TXDOT Beaumont District turn lanes (MPO ID 19189).
- Correct Facility name of SH-99 frontage road (MPO ID 19198).
- Correct Facility name of SH-99 frontage road (MPO ID 19200).
- Correct Facility name of SH-99 frontage road (MPO ID 19201).
- Correct Description of FM 1413 construction (MPO ID 19227).

Administrative Amendments 2025-2028

TIP

- Correct Description of US 90 construction (MPO ID 19228).
- Correct Description of SH 146 construction (MPO ID 19229).
- Correct Budget calculation error in detail page of Montgomery County ITS (MPO ID 19236).
- Correct Total Project Cost error of Port of Houston Short-Haul Truck Emissions (MPO ID 19365).

Action Requested

- Approved and signed for January 2025



2050 RTP: Update



Presentation by Stephen Keen

Regional Collaboration • Transportation Planning • Multimodal Mobility



Development Plan

- 2050 RTP scope is in final stages of approval
- Plan will be developed in two phases
 - **Phase 1: Staff-led development of Plan**
 - Staff will lead Plan development until Consultant is procured.
 - **Phase 2: Consultant drives rest of Plan**
 - Staff will manage project and deliverables.



Going Forward



- ✓ RTP Subcommittee
 - Receive monthly updates and guide development of the RTP
- ✓ RTP Steering Committee
 - February 24 at 3 pm via Teams.
 - All Subcommittee, TAC, and TPC members are invited to attend.
 - Attendance is voluntary.
 - Informational opportunity to better understand how the RTP is developed and provide feedback on granular RTP topics.
- ✓ Public Engagement: Phase 1
 - Ad products
 - Public Surveys
 - Public Meeting Locations



Old Sixth Ward/TIRZ 13 Phase II Mobility Plan



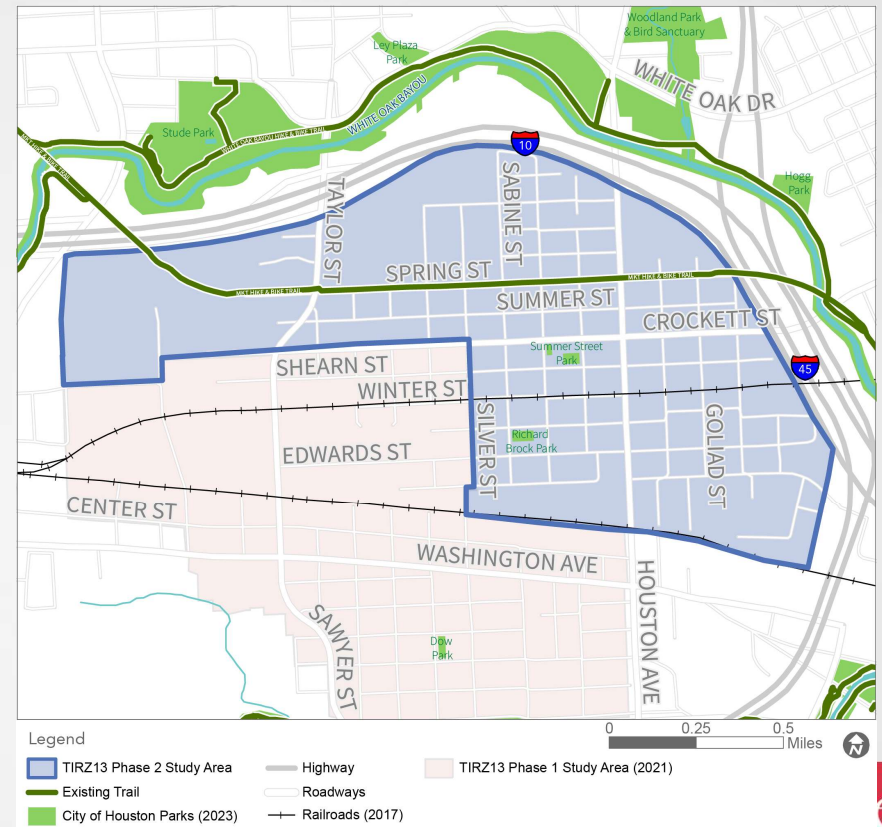
Transportation Advisory Council
February 19th, 2025

Regional Collaboration • Transportation Planning • Multimodal Mobility

Agenda



- Background Summary
- Engagement Efforts
- Recommendations



Background Summary



- 12-Month Study
- Local Sponsor – Old Sixth Ward Tax Increment Reinvestment Zone (TIRZ) 13
- Phase I completed in 2021
- Phase II completed January 2025

Steering Committee Members



- TIRZ 13
- City of Houston
 - Planning Department
 - Public Works Department
 - Fire Department
 - Police Department
- Harris County Precinct 1
- METRO
- Texas Department of Transportation (TxDOT)

Purpose and Goals



- Identifies strategic key recommendations that will make getting around on foot, using a mobility device, on bike, by bus, or by car, safer, more accessible, and more inviting
- Goals
 - **Safety:** Create safe and accessible streets and places
 - **Connectivity:** Strengthen neighborhood connectivity to key corridors and destinations
 - **Livability:** Improve the mobility experience

Engagement Efforts



Engagement Activity	Date	Location
Steering Committee Meeting 1	February 27, 2024	Houston Permitting Center
Community Pop-Up Tabling and Outreach (event to pass out fliers in advance of the April 20th Pop-up)	April 13, 2024	The Deck at Silver Street Studios
Community Pop-Up	April 20, 2024	The Deck at Silver Street Studios
Steering Committee Meeting 2	May 16, 2024	Virtual - Microsoft Teams
Steering Committee Meeting 3	August 22, 2024	Houston-Galveston Area Council
Public Engagement at National Night Out	October 1, 2024	The Art Alley at Sawyer Yards

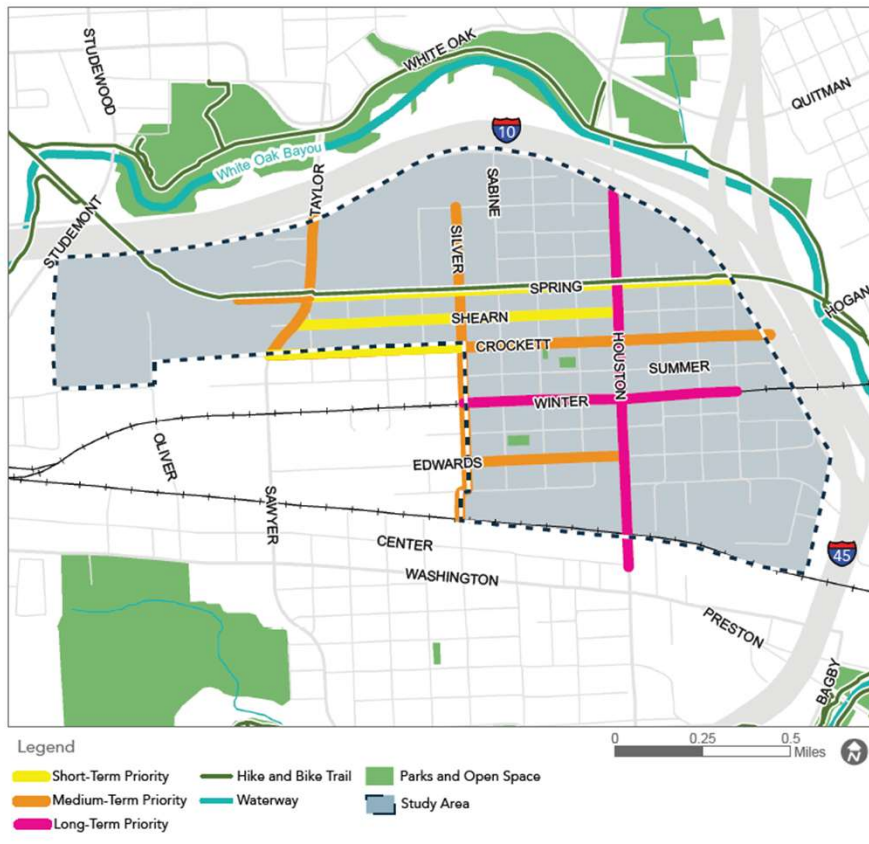
- Online Engagement through Engage H-GAC

Engagement Efforts



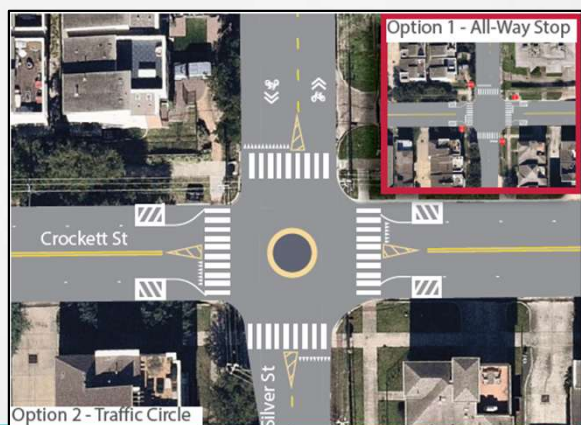
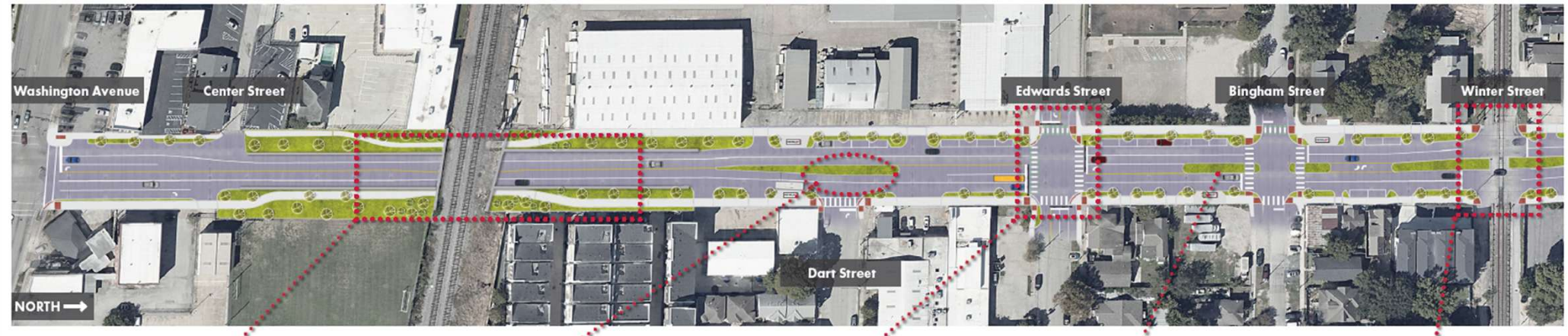
- Nearly 300 Public Engagement Contributions
 - 128 Community Pop-Up Contributions
 - 167 Online Contributions
- At least 30 members of the community attended the April 2024 Public Meeting
- An estimated 50-75 members of the community attended the October 2024 Public Meeting

Recommendations

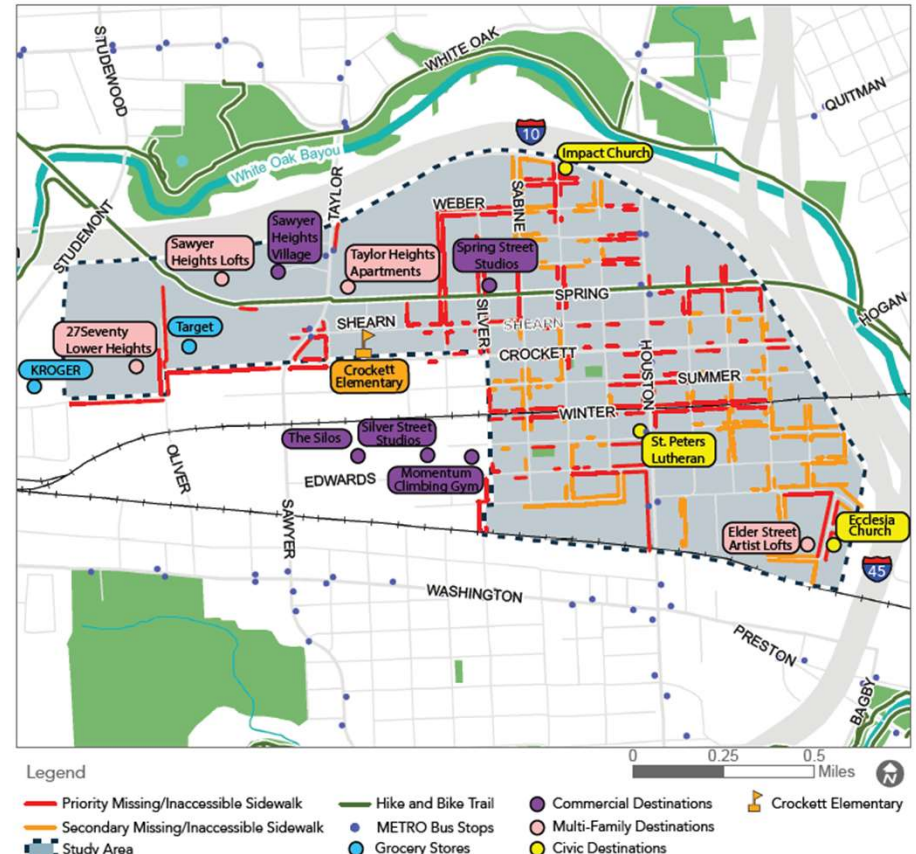


- Eight key corridors with short-, medium-, and long-term recommendations

Recommendations



Recommendations



Implementation Funding Plan



- Strategic Partnerships
 - TIRZ 5
 - TIRZ 13
 - Houston Parks Board
 - METRO
 - TxDOT
 - First Ward Civic Club
 - First Ward Arts District
- High-level cost estimates

Corridor	Time Frame	Cost Estimate*
Spring Street	Short-term	\$\$
Shearn Street	Short-term	\$
Crockett Street at Crockett Elementary	Short-term	\$
Silver Street	Medium-term	\$\$
Taylor/Sawyer Street	Medium-term	\$\$\$
Crockett Street	Medium-term	\$\$
Edwards Street	Medium-term	\$\$\$
Houston Avenue	Long-term	\$\$\$\$
Winter Street	Long-term	\$\$

Contact



Caroline Bailey, AICP

Senior Planner

Caroline.Bailey@h-gac.com

Monique Johnson, AICP

Subregional Planning Manager

Monique.Johnson@h-gac.com