



Regional Safety Plan




Stephan Gage
July 27, 2018

Regional Collaboration • Transportation Planning • Multimodal Mobility

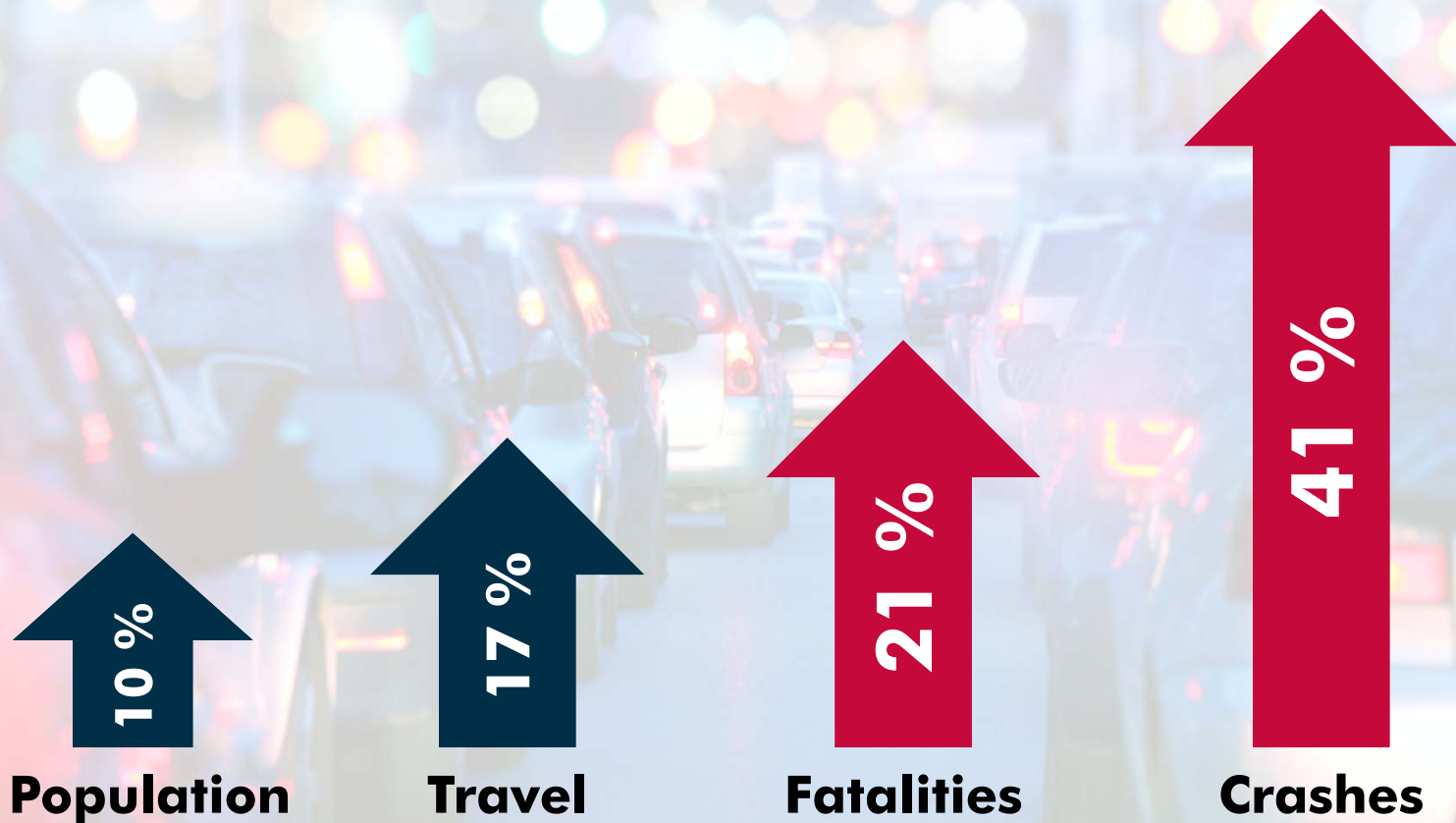


Regional Safety Plan



- What is the Regional Safety Plan?
- Why do we need the plan?
- Who is the audience for the plan?
- Data-driven goals & objectives
- Performance measures & targets
- Emphasis areas


Regional Trends (2012-2016)



Focus Areas



- Impaired Driving
- Speeding
- Distracted Driving
- Bicycle & Pedestrian Safety
- Intersections



Focus Areas Impacts



Focus Area	Percent of All Crashes	Percent of All Fatalities
Impaired Driving	2%	45%
Bicycle and Pedestrian	2%	26%
Distracted Driving	11%	10%
Aggressive Driving (Speeding)	30%	27%
Intersections	37%	26%

Focus Area Alignment

State Emphasis Areas

- Impaired Driving
- Distracted Driving
- Speeding
- Intersection
- Pedestrian Safety
- Older Drivers
- Roadway Departure

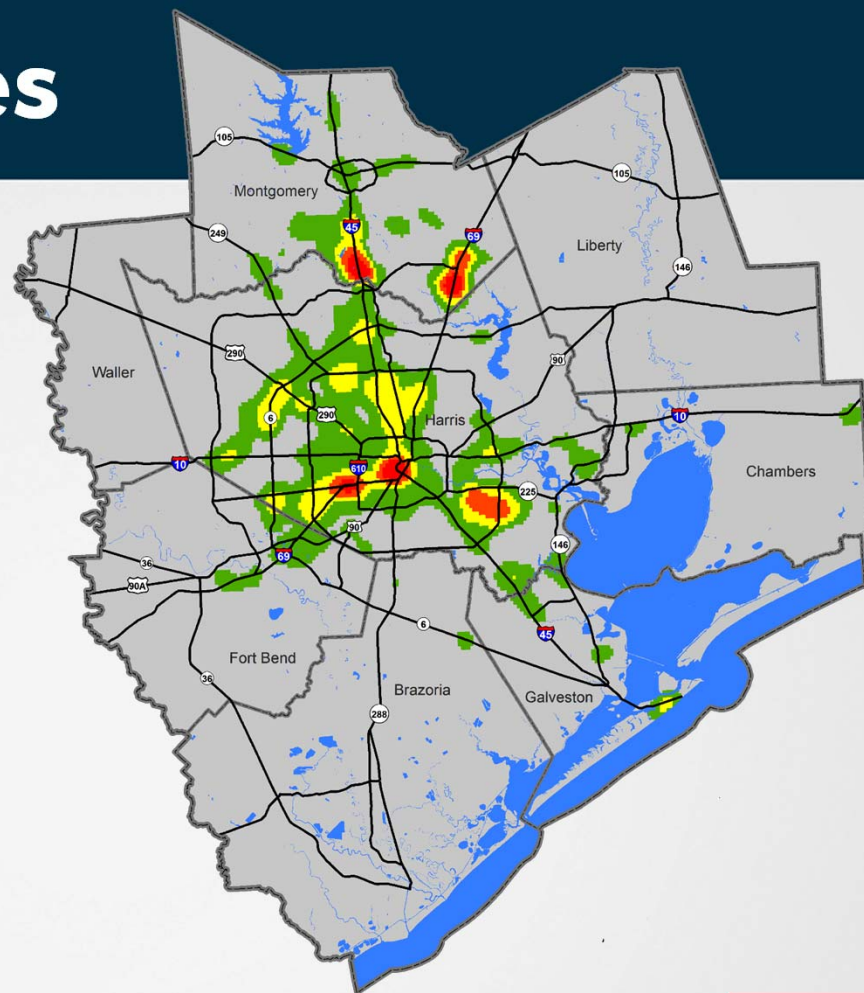
Regional Focus Areas

- Impaired Driving
- Distracted Driving
- Speeding
- Intersection
- Bicycle & Pedestrian Safety



Improvement Strategies

- State Strategies
- FHWA Initiatives
- Existing Programs
- Data-Driven
- Location Focused
- Profile Based



DWI Crash Density 2007-2016

Implementation Action Plan - Examples



■ Distracted Driving

- **ACTION** – Launch regional safety campaign
- **GOAL** – Minimum 10,000 media exposures and distribution of least 1,500 pieces of educational materials

■ Speeding/Aggressive Driving

- **ACTION** – Monitor the number of speeding citations issued by H-GAC Regional STEP Grant Agencies
- **GOAL** – Minimum 100 Speeding Citations per year by H-GAC Regional STEP Grant Agencies

Questions



More Information
DRAFT Regional Safety Plan:
h-gac.com/transportation-safety