



Transit and CMAAQ Performance Measures




Karen Owen
August 15, 2018

National Performance Measures

Performance-based Planning

- Coordinate & collaborate
- Propose & set targets
- Document TIP & RTP
- Track progress toward goals



Performance Measures



Performance Target

- Safety
- Transit Asset Management:
MOU
Regional Target
- CMAQ / Air Quality
- Pavement & Bridge
- Highway System Performance

Deadline











- 02/27/18
- 05/27/18
- 10/01/18
- 10/01/18
- 11/16/18
- 11/16/18

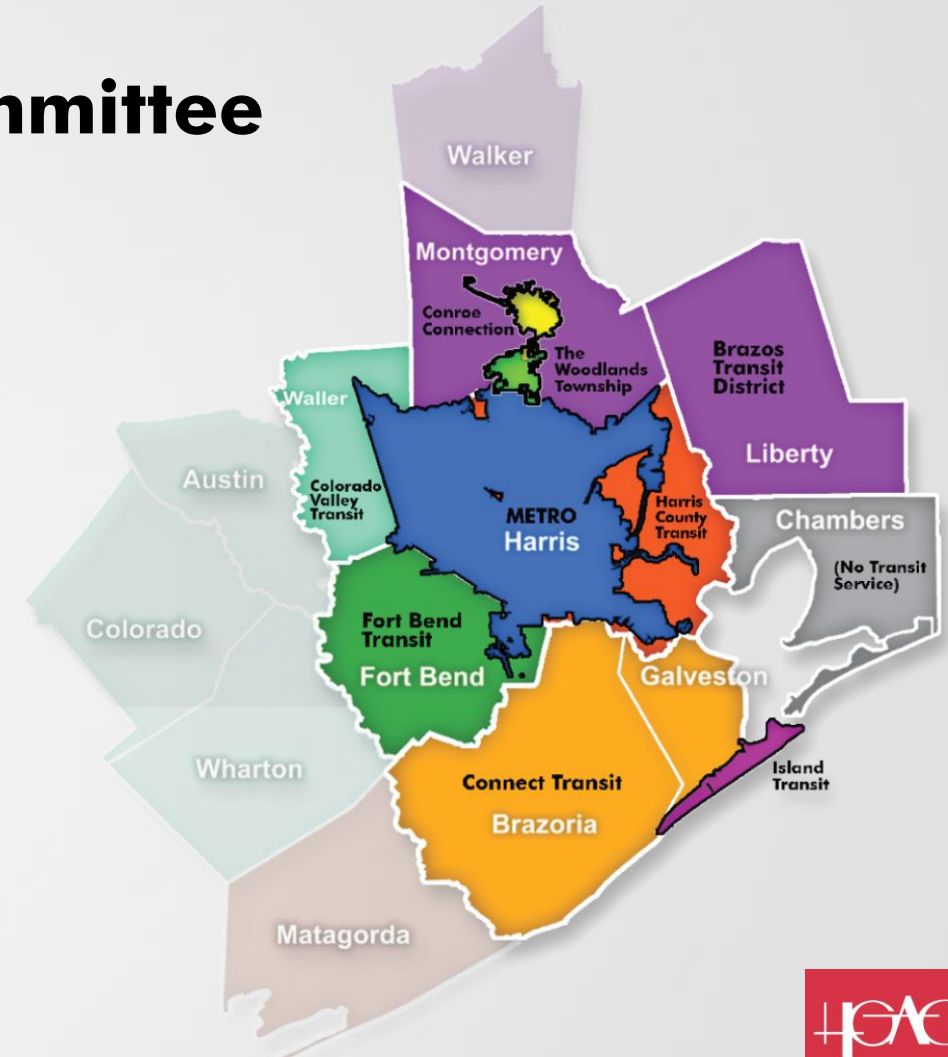
Transit Performance Measures

Regional Transit Coordination Subcommittee

- Transit provider targets - October 1st
- H-GAC regional target – October 1st

REGIONAL TRANSIT PROVIDERS

 Brazos Transit District	 Conroe Connection
 Colorado Valley Transit	 Harris County Transit
 Connect Transit	 METRO
 Fort Bend Transit	 The Woodlands Township
 No Transit Service	 Island Transit



Transit Asset Management


Asset Category	Performance Measure
Rolling Stock	Age - % of Revenue Vehicles exceeding their Useful Life Benchmark (ULB)
Equipment	Age - % of Non-revenue Vehicles exceeding their Useful Life Benchmark (ULB)
Facilities	Condition - % of Facilities with a condition rating below 3 on the TERM scale
Infrastructure	Performance - % of Rail track segments, signals and systems with performance restrictions - (METRO only)

Transit Asset Management

Transit Provider	ROLLING STOCK		EQUIPMENT		FACILITIES			INFRASTRUCTURE
	#	2018 Base	#	2018 Base	#	2018 Base	#	2018 Base
Brazos Transit		13%		100%		0%		N/A
Connect Transit	41							N/A
Conroe Connections	10	0%		N/A		0%		N/A
Fort Bend Transit	86	20%		N/A		0%		N/A
Galveston Island	50							
Harris County Transit		0.1%		100%		0%		N/A
METRO	2,288							
The Woodlands Transit	23	0%		N/A		0%		N/A

Air Quality Performance Measures


- Emission Reduction Target & Performance Plan
 - Coordination with TxDOT & Nonattainment MPOs
 - 2019 – 2022 TIP Projects



Air Quality Performance Measures

CMAQ Target Areas

	NOx kg/day	VOC kg/day
2018 Baseline	454	67
2020 Target	1,419	169
2022 Target	464	32



Next Steps

- Continue collaboration & coordination
- Approval by TAC & TPC in September
- Incorporate performance targets into RTP & TIP

