

Mobility for Older Adults: Today and Tomorrow

Bridging the Gap:

Transportation Options for Older Adults in Houston-Harris County

October 17, 2011

Jane Bavineau, Executive Director
Care for Elders

Jane Bavineau,
Executive Director



With My Time Today....

- Quick look at demographics
- Growth projections
- Survey results of stakeholder priorities
- Specifics about transportation
 - Comparisons by ethnicity
 - Comparisons by stakeholder groups
 - Previous survey results

Older Adults of Harris County – Who Are They?

- 148,997 or **58.9%** are women
- 103,998 or **41.1%** are men

- 184,441 or **73%** are White
- 43,560 or **17.2%** are African American
- 33,939 or **13%** are Hispanic
 - **91% increase since 1990**
- 9,927 or **3.9%** are Asian
 - **140.3% increase since 1990**

Older Adults of Harris County – Where Are They?

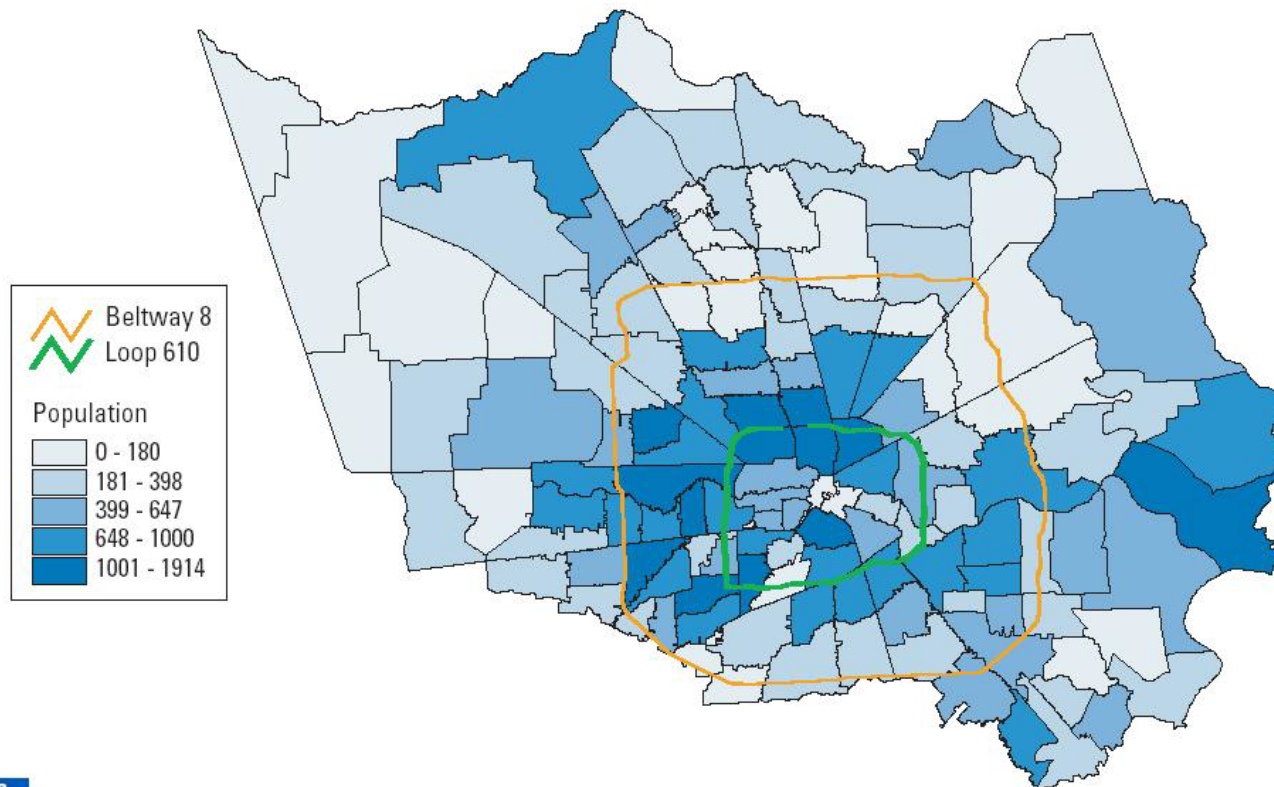
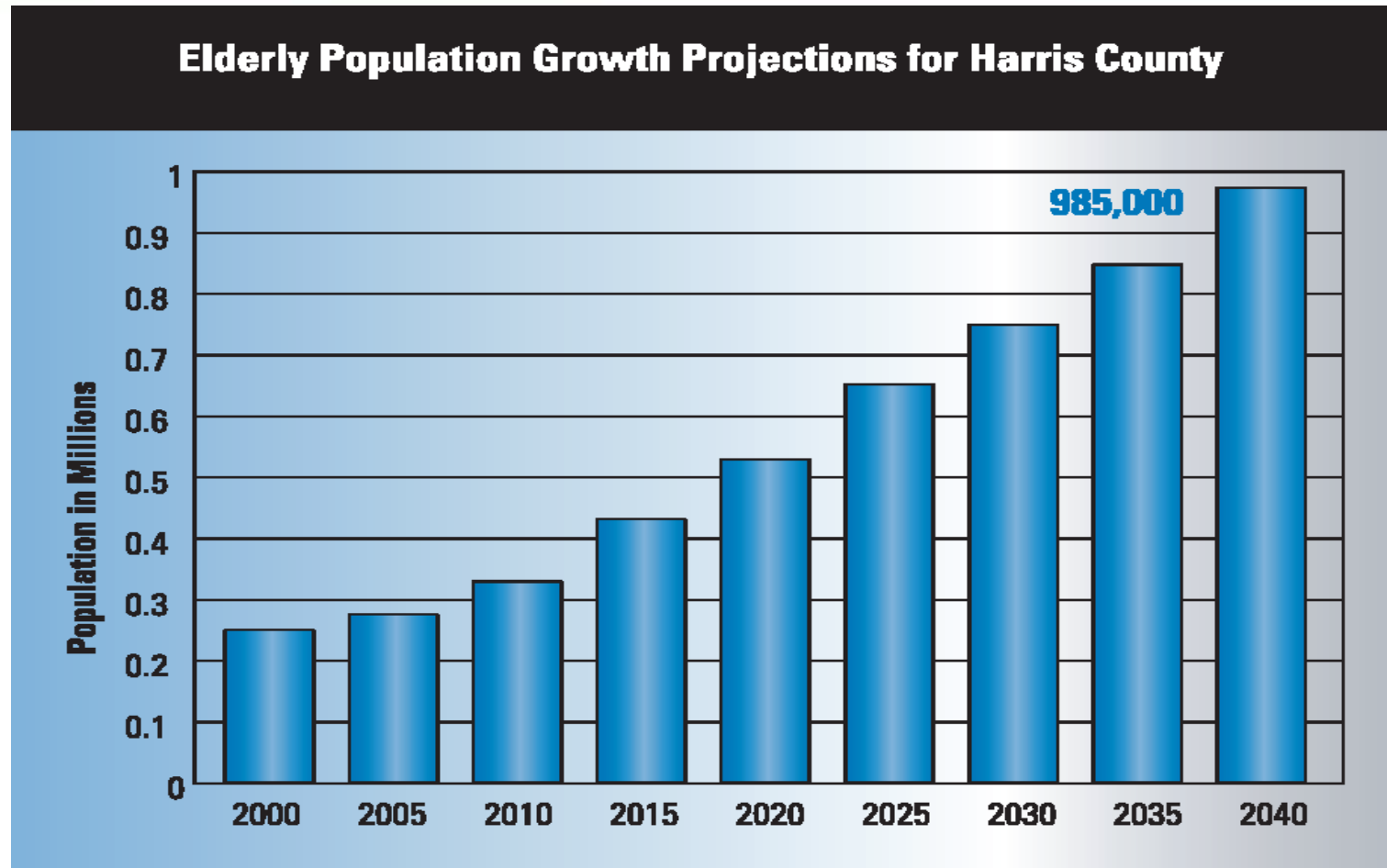


Figure 3

Population Age 65+ in Harris County by Zip Code

This map of the 65+ population of Harris County indicates increasing numbers of elders by increasingly dark areas. (Map courtesy of the Harris County Area Agency on Aging. Data from U.S. Census Bureau, 2000c.)

Older Adults of Harris County – Are Their Numbers Changing?



Older Adults of Harris County – Are Their Numbers Changing?

- In 2000 – **252,895 residents** aged 65 and older or **7.4%** of the population
- By 2036, residents over 65 will make up **16% of the population**
- Projected to be 985,000 **by 2040 – an increase of 290%**

Older Adults of Harris County – What Do They Care About?

- ❑ Surveyed nearly 1,200 individuals
 - 830 (70%) older adults
 - 132 (11%) family caregivers
 - 240 (20%) professionals

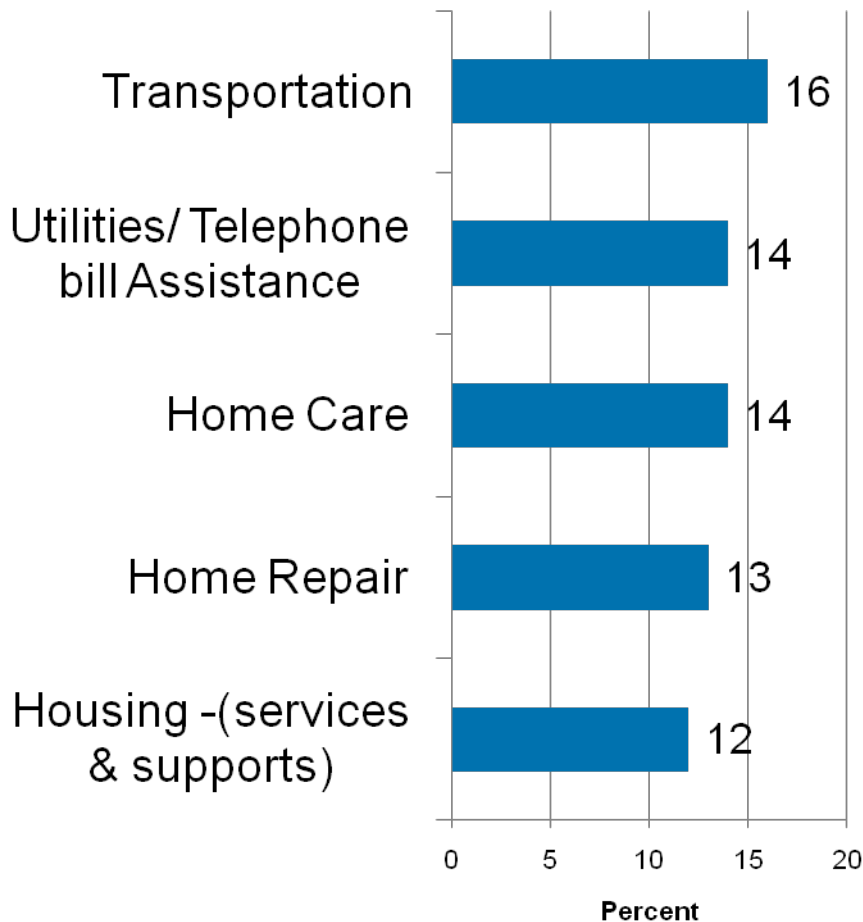
- ❑ Based on Aging Agenda

- ❑ How to make Houston elder-friendly

8 Domains

- ❑ Health and Well-Being
- ❑ Access to Quality Care
- ❑ Basic Needs
- ❑ Housing
- ❑ Transportation and Mobility
- ❑ Safety and Security
- ❑ Civic Engagement/Volunteerism and Employment
- ❑ Spirituality, Culture, Recreation and Lifelong Learning

Priorities for Service Expansion



Consumers asked to select 3 areas that need expansion:

- 1. Transportation 16%**
- 2. Utilities/Tel Assistance 14%**
- 3. Home Care 14%**
- 4. Home Repair 13%**
- 5. Housing 12%**

Top Five Priorities for Improving Houston's Elder-Friendliness

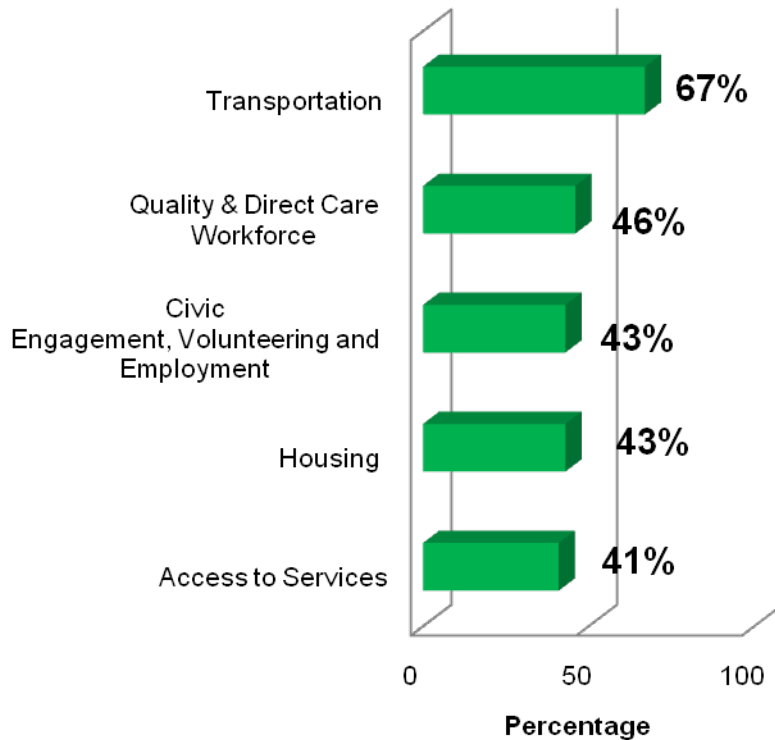
- **Improve how current transportation programs operate so that they better meet seniors' needs – 58.22%**
- **Make it easier to get help with paying electric and utility bills – 43.49%**
- **Teach older adults about scams and how to protect themselves from being taken advantage of – 41.90%**
- **Make it a law that all home care and “hands on” workers must be trained *before* they help a senior – 41.30%**
- **Work with businesses to encourage them to hire older workers. –**

Domain: Transportation & Mobility

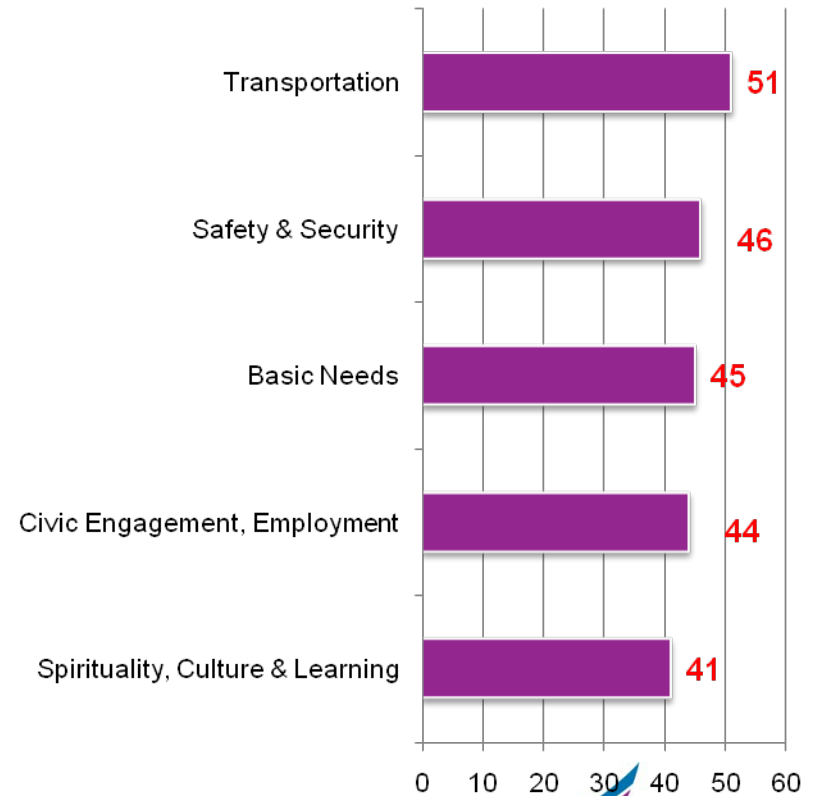
Transportation & Mobility – Recommendations	Frequency	Percent
Improve how current transportation programs operate so that they better meet seniors' needs.	669	58.22
Make it safer for seniors to get around outside their homes by doing things like putting in sidewalks and allowing more time to cross the street.	205	17.84
Provide helpers on Metro buses and other transit vehicles to help riders get on/off, carry packages, etc.	173	15.06
Reduce the cost of current transportation programs.	102	8.88
Total	1,149	100

Comparing Priorities by Ethnicity

Top 5 Priorities: Caucasian Respondents
(N = 449)

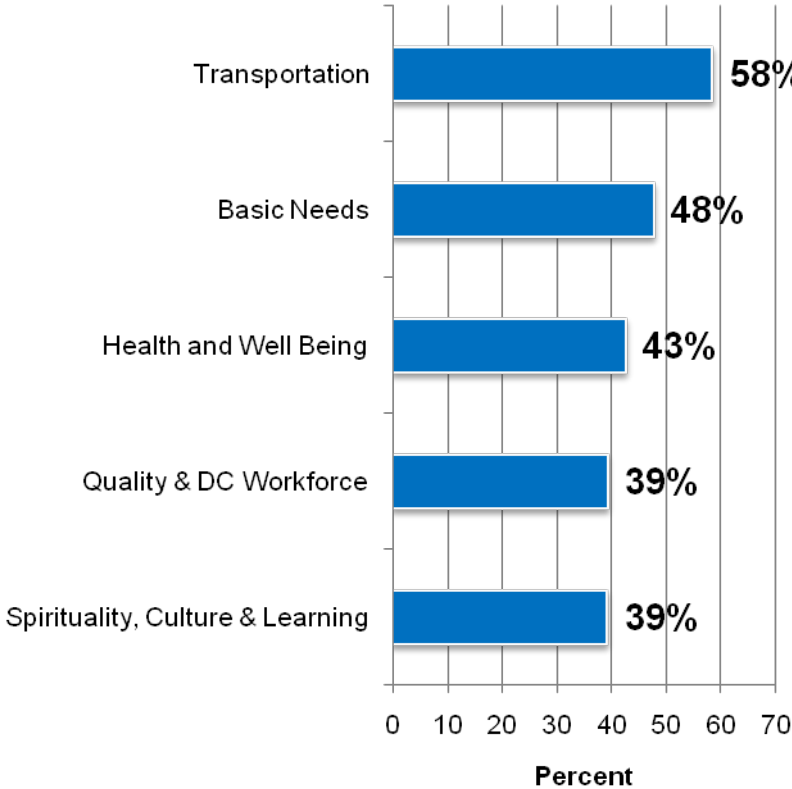


Top 5 Priorities: African American Respondents (N = 316)

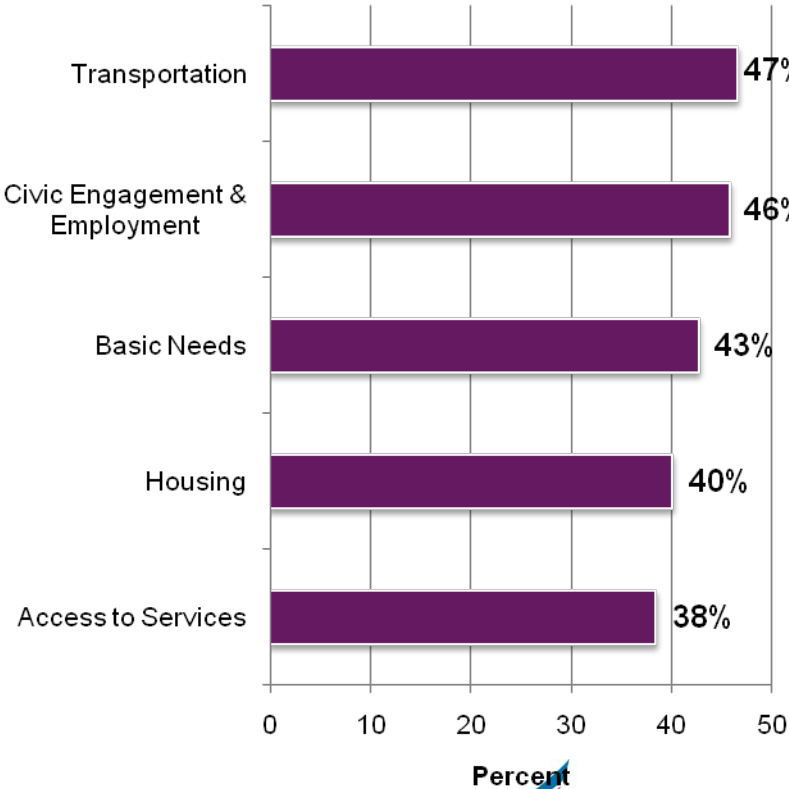


Comparing Priorities by Ethnicity

**Top 5 Priorities: Asian Respondents
(N = 227)**



**Top 5 Priorities: Hispanic Respondents
(N = 159)**



Comparing Caregivers, Professionals and Seniors' Priorities

Caregivers	Professionals	Seniors (65+)
Transportation: Improve how current transportation programs operate so that they better meet seniors' needs	Transportation: Improve current transportation programs to better meet seniors' needs	Transportation: Improve current transportation programs to better meet seniors' needs
Safety & Security: Teach older adults about scams & how to protect themselves	Basic Needs: Make it easier to get help with paying electric & utility bills	Quality & Direct Care Workforce : Make it a law that all home care and "hands on" workers must be trained
Basic Needs: Make it easier to get help with paying electric and utility bills	Civic Engagement, Volunteering & Employment: Encourage businesses to hire older workers	Safety & Security: Teach older adults about scams and how to protect themselves from being taken advantage of
Housing: Teach seniors about different types of senior housing as well as ways to make their homes easier to stay in	Safety and Security: Teach older adults about scams and how to protect themselves	Basic Needs: Easier to get help with paying electric and utility bills
Health and Well Being: Require doctors to share patient information with other doctors.	Housing: Teach seniors about different types of senior housing as well as ways to make their homes easier to stay in	Services & Support for Caregivers: Require all service providers to check both the senior and the caregiver
	Housing: Come up with new ideas and plans to meet the housing needs of seniors	
	Quality & Direct Workforce: Make it a law that all home care and "hands on" workers must be trained before they help a senior	

Comparing Priorities of Seniors

Vulnerable Seniors	Ages 65-74	Ages 75-84	Ages 85+
Basic Needs: Make it easier to get help with paying electric and utility bills	Transportation: Improve current transportation programs	Transportation: Improve current transportation programs	Transportation: Improve current transportation programs
Transportation: Improve how current transportation programs operate so that they better meet seniors' needs	Quality & DC Workforce: Mandatory training for hands on & home care workers	Quality & DC Workforce: Mandatory training for hands on & home care workers	Safety & Security: Teach elders about scams & how to protect themselves
Safety & Security: Teach older adults about scams and how to protect themselves from being taken advantage of	Basic Needs: Make it easier to get help with utility assistance	Safe & Security: Teach elders about scams & how to protect themselves	Civic Engagement, Volunteerism & Employment: Hire older workers
Services & Support for Caregivers: Require service providers to check on senior & caregiver	Safe & Security: Teach elders about scams & how to protect themselves	Basic Needs: Utilize volunteers to help with home repair	Basic Needs: Make it easier to get help with utility assistance
Housing: Come up with some new ideas and plans to meet the housing needs of seniors	Services & Support for Caregiver: Require service providers to check on senior & caregiver	Services & Support Caregivers: Require service providers to check on senior & caregiver	Access to Services: Develop one application for different service providers

Confirmed by Other Surveys- Not Just a Supply Problem

- ❑ 47% reported concerns about “**safety**” while using public transportation
- ❑ Nearly 40% – **carrying packages** or bags made using transportation difficult
- ❑ 32% reported **cost** as a problem

Questions or to Request Copies of Final Survey Report:

Jane Bavineau

Executive Director, Care for Elders

713 – 685 – 6506

jbavineau@careforelders.org



