

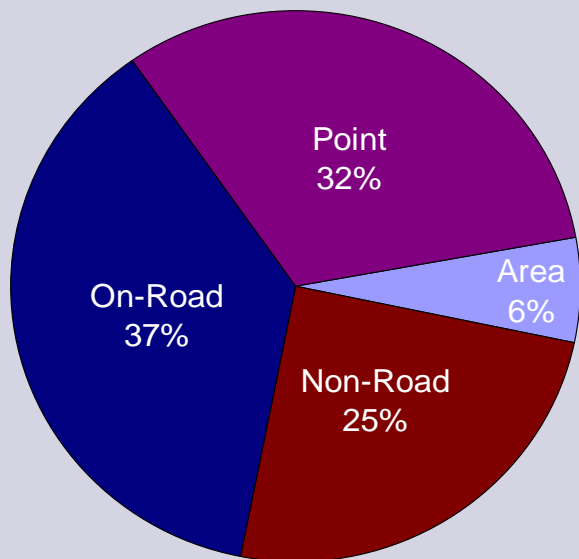
Industrial equipment types in the EPA's NONROAD mobile model and descriptions

(Source: EPA NONROAD Emissions Model User's Guide, December 2005, Page B-6)

Equipment Type	Definition
Aerial Lifts	Various (telescoping, articulated, scissors, and other) lift equipment for personnel also called man lifts not to be confused with highway trucks with crane attachments running off the highway engine through truck mounted nonroad engines/equipment exist to provide lifts for buckets
Forklifts	Small wheeled forklifts used for warehouses and other general purposes
Sweepers/Scrubbers	Off-road primarily self-propelled sweeping and scrubbing vehicles
Other General Industrial Equipment	Miscellaneous category with examples such as sandblasters, large vacuum/spraying/other nonroad trucks, paint sprayers, general purpose spreaders, and winches
Other Material Handling Equipment	Conveyors and other bulk material handling equipment
Refrigeration	Self contained engine compressors for refrigeration such as used on refrigeration trucks
Terminal Tractors	Single driver (typically no passenger seat) off-road trucks used primarily for moving highway trailers around paved areas such as at container ports and other intermodal facilities (rarely used for moving aircraft around airports); also called yard spotters, hostlers, and hustlers.

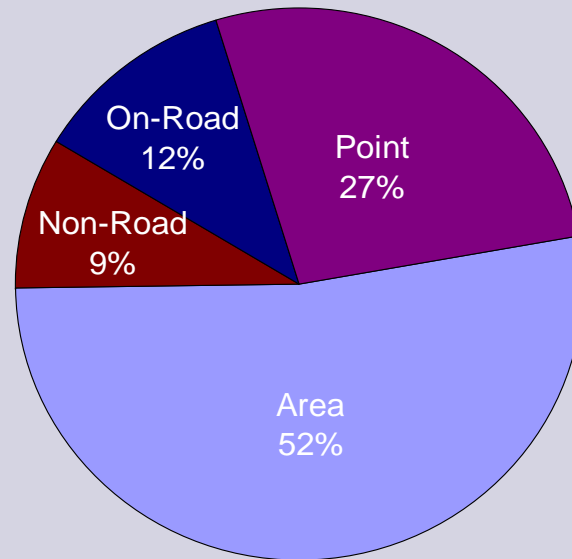
Preliminary 2005 Houston/Galveston/Brazoria Modeling Inventory* (tpd)

NOx



Area	36.19
Non-road	148.45
On-Road	221.67
Point	190.55
Total	596.86

VOC



Area	427.78
Non-road	72.35
On-Road	95.13
Point	219.10
Total	814.36

Source: TCEQ Emissions Estimates

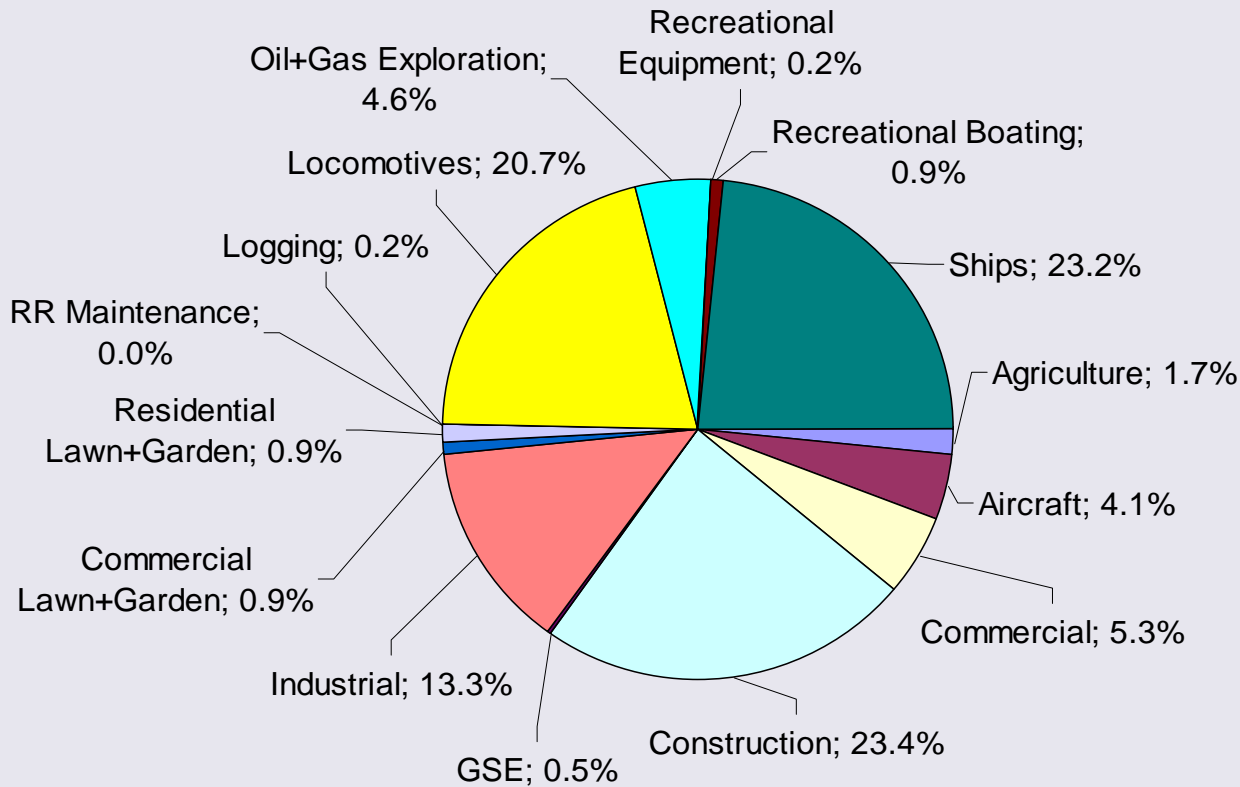
TCEQ Contact: Jim MacKay

Updated July 22, 2008

*as used in latest base case photochemical model

Preliminary 2005 Houston/Galveston/Brazoria Non-Road NOx Modeling Inventory* (tpd)

NOx Emissions



Category	NOx	VOC
Agriculture	2.59	0.41
Aircraft	6.15	1.42
Commercial	7.85	10.66
Construction	34.77	7.80
GSE	0.68	0.08
Industrial	19.69	4.93
Commercial Lawn+Garden	1.37	6.82
Residential Lawn+Garden	1.41	13.09
RR Maintenance	0.07	0.014
Logging	0.23	0.16
Locomotives	30.75	1.83
Oil+Gas Exploration	6.84	0.25
Recreational Equipment	0.29	6.21
Recreational Boating	1.29	17.71
Ships	34.47	0.97
Total	148.45	72.35

Source: TCEQ Emissions Estimates
 TCEQ Contacts: Jim MacKay
 Peter Ogbeide (Aircraft/GSE)
 Updated June 26, 2008

*as used in latest base case photochemical model