


FY 2008-2009

Regional Councils of Government and The Regional Solid Waste Grants Program

Report to the 82nd Texas Legislature



Foreword

Regional planning commissions, also known as councils of governments (COGs), are required by statute to issue a biennial report to the legislature detailing how revenue received for the Regional Solid Waste Grants Program is spent (*Solid Waste Disposal Act, Chapter 361, Health and Safety Code, 361.014 (b)*). Revenue for this program is provided by the State's municipal solid waste disposal fee, or "tipping fee," half of which is designated for regional and local projects.

This report is respectfully submitted in fulfillment of this statutory requirement. A compilation of data received from the 24 COGs through the Waste Permits Division of the Texas Commission on Environmental Quality is included, summarizing projects funded by each of the planning regions during the State Fiscal Years 2008 and 2009. In addition, each of the 24 COGs has selected a project to highlight its particular successes.

Additional information requests or inquiries may be directed to:

Ginny Lewis
Associate Director
Texas Association of Regional Councils
701 Brazos, Suite 780
Austin, TX 78701
512-275-9305
glewis@txregionalcouncil.org

Special thanks are provided to the Regional Council of Governments Solid Waste Planners Association's Results & Legislative Reports Subcommittee and the Texas Commission on Environmental Quality's Waste Permits Division, for their hard work in developing this report. Special appreciation is given to Mr. Gary Hanlon, Solid Waste Coordinator, Deep East Texas Council of Governments, and Ms. Amy Boyers, Senior Environmental Planner, Houston-Galveston Area Council, for drafting this report.

Table of Contents

Section	Page Number
Introduction	2
The Grant Program	3
Map: State Planning Regions/Regional Councils of Government	4
Table 1: FY 2008-2009 Project Requests vs. Project Funding by COG	5
Table 2: Project Funding by Local Government Entity	6
Statewide Accomplishments	7
Local Activities and Notable Trends	9
Table 3: Project Funding by Major Grant Category	10
Regional Highlights/FY 2008-2009 Project Summaries	11
Alamo Area Council of Governments	12
Ark-Tex Council of Governments	14
Brazos Valley Council of Governments	16
Capital Area Council of Governments	18
Central Texas Council of Governments	20
Coastal Bend Council of Governments	22
Concho Valley Council of Governments	24
Deep East Texas Council of Governments	26
East Texas Council of Governments	28
Golden Crescent Regional Planning Commission	30
Heart of Texas Council of Governments	32
Houston-Galveston Area Council	34
Lower Rio Grande Valley Development Council	36
Middle Rio Grande Development Council	38
Nortex Regional Planning Commission	40
North Central Texas Council of Governments	42
Panhandle Regional Planning Commission	44
Permian Basin Regional Planning Commission	46
Rio Grande Council of Governments	48
Southeast Texas Regional Planning Commission	50
South Plains Association of Governments	52
South Texas Development Council	54
Texoma Council of Governments	56
West Central Texas Council of Governments	58
Statutory References	60

Introduction

The Regional Solid Waste Grants Program assists the State in fulfilling its public policy to safeguard health, general welfare, and physical property and to protect the environment by encouraging a reduction in solid waste generation and the proper management of solid waste, including solid waste diversion from landfills and processing to extract usable materials of energy.

The program is structured as a cooperative effort among state, regional and local governments, and private enterprise in order to ensure implementation of state policy on solid waste management and environmental protection.

The Texas Commission on Environmental Quality (TCEQ) administers the program of regional solid waste management planning and allocation of project funds to each planning region of the state. Regional COGs work with regional advisory committees comprised of public and private sector members in order to update regional solid waste management plans for the TCEQ. They also manage the numerous grant programs that support regional and local government projects for recycling, waste reduction and enforcement of anti-dumping laws.

Funding allocations to regions are determined through a formula that takes into consideration population, geographic area, solid waste fee generation and public health needs.

COGs, with the assistance of regional advisory committees comprised of public and private representatives, develop specific funding plans for their respective regions and needs, with a focus on regional and local goals and objectives. During State Fiscal Years (FY) 2008 and 2009, the 24 regional COGs funded 475 projects totaling \$14,566,507. The total amount of grant requests from local governments was \$24,370,052. Table 1 provides a breakdown by regional COG.

The participation of private sector members in committees that affect all aspects of the administration and management of these grant funds ensures that funded projects will not be used to create a competitive advantage for local governments over private solid waste service providers.

The Grant Program

The Regional Solid Waste Grants Program is funded by a portion of the revenues collected through Municipal Solid Waste Fees (also known as "tipping fees") paid at landfills. Of the total revenue that is allocated to TCEQ from the tipping fees, half is allocated to COGs for local and regional projects. During State Fiscal Years (FY) 2008 and 2009, the 24 regional COGs funded 475 projects totaling \$14,566,507. The total amount of grant requests from local governments was \$24,370,052. Table 1 provides a breakdown by regional COG.

The funding allocation to each region is determined by a formula adopted by the TCEQ, taking into account population, geographic area, solid waste fees collected in the region and public health needs. COGs earn interest on allocated funding for use on additional solid waste grant projects. In FY 2008-2009, a total of \$76,974 in interest was generated. Of this interest earned, \$68,926 will be applied to FY 2010-2011 projects¹.

Eligible Entities

Local government entities are the only eligible recipients for grant funds and include cities, counties, COGs, school districts, and other special districts and authorities. Grants are awarded through a competitive process and reviewed and ranked by regional solid waste advisory committees, which include both public and private sector representatives. Applications are reviewed to ensure they are consistent with the goals and priorities established by regional solid waste management plans. See Table 2 for a summary of projects and funding by governmental entity.

Regional Coordination

In addition to grant administration and management, the COGs perform a number of functions to ensure coordination and implementation of regional plans and projects. Functions include:

- Maintaining solid waste advisory committees;
- Providing technical assistance to local governments;
- Conducting subgrant award and administration of contracts in support of pass-through funding for local governments;
- Conducting implementation project solicitation, ranking, scoring, and selection;
- Providing outreach, education and training, technical assistance, and serving as centralized regional points of contact for regional and local solid waste management planning;
- Maintaining and promoting a regional solid waste information resource center of education and outreach materials;
- Conducting data collection and analysis, and maintaining current regional planning data and reference materials;
- Maintaining a closed landfill inventory for their region;
- Review of municipal solid waste permit applications for consistency with regional solid waste management plans;
- Updating and maintaining regional solid waste management plans; and,
- Maintaining program and financial records and conducting program and financial reporting.

¹ Beginning in FY 2010-2011 COGs were allowed to expend earned interest from FY 2008-2009 on direct expenses incurred and pass-through implementation project funding.

**Regional Councils of Governments
24 Service Areas
(Governor's State Planning Regions, Chapter
391, Texas Local Government Code)**

Dallam	Sherman	Hansford	Ochiltree	Lipscomb
Hanley	Moore	Hutchinson	Roberts	Hempill
Oldham	Potter	Carson	Gray	Wheeler
Deaf Smith	Rensselaer	Armstrong	Donley	Spangworth

1. Panhandle Regional Planning Commission
2. South Plains Association of Governments
3. Nortex Regional Planning Commission
4. North Central Texas Council of Governments
5. Ark-Tex Council of Governments
6. East Texas Council of Governments
7. West Central Texas Council of Governments
8. Rio Grande Council of Governments
9. Permian Basin Regional Planning Commission
10. Concho Valley Council of Governments
11. Heart of Texas Council of Governments
12. Capital Area Council of Governments
13. Brazos Valley Council of Governments
14. Deep East Texas Council of Governments
15. South East Texas Regional Planning Commission
16. Houston-Galveston Area Council
17. Golden Crescent Regional Planning Commission
18. Alamo Area Council of Governments
19. South Texas Development Council
20. Coastal Bend Council of Governments
21. Lower Rio Grande Valley Development Council
22. Texoma Council of Governments
23. Central Texas Council of Governments
24. Middle Rio Grande Development Council

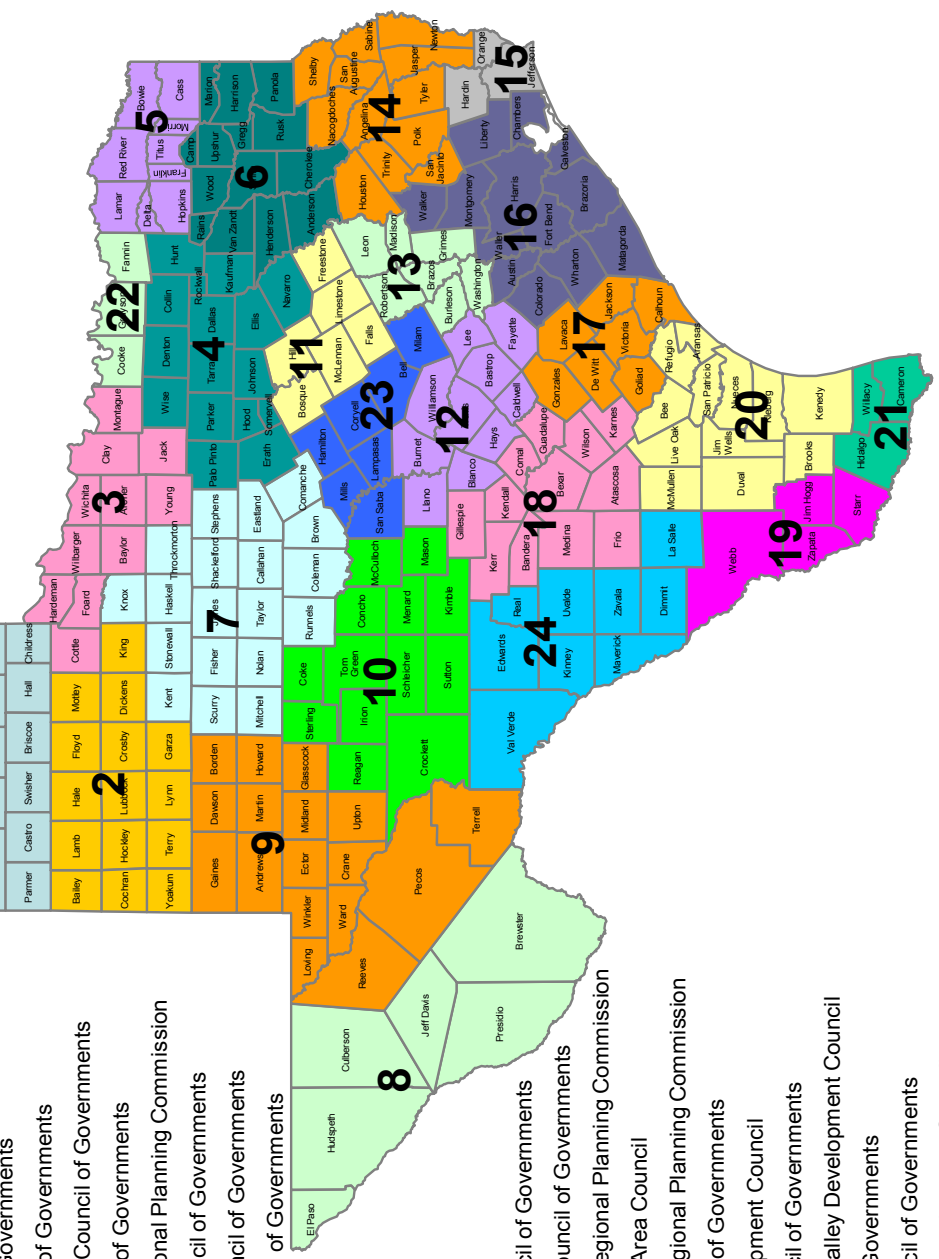


TABLE 1**FY 2008-2009 Regional Solid Waste Grants Program
Project Funding vs. Project Requests by COGs**

COG	Available Project Funding	Project Requests	Difference (Funding-Requests)
AACOG	\$1,397,406	\$2,595,152	-\$1,197,746
ATCOG	\$210,695	\$374,469	-\$163,775
BVCOG	\$162,596	\$248,414	-\$85,818
CAPCOG	\$877,579	\$1,276,202	-\$398,623
CBCOG	\$494,745	\$905,930	-\$411,185
CTCOG	\$228,114	\$228,114	\$0
CVCOG	\$157,805	\$191,631	-\$33,826
DETCOG	\$267,694	\$534,800	-\$267,106
ETCOG	\$512,657	\$835,874	-\$323,217
GCRPC	\$240,908	\$300,826	-\$59,918
H-GAC	\$2,817,075	\$4,214,569	-\$1,397,494
HOTCOG	\$238,107	\$497,736	-\$259,629
LRGVDC	\$586,132	\$933,869	-\$347,738
MRGDC	\$142,303	\$257,467	-\$115,164
NCTCOG	\$3,265,901	\$7,080,201	-\$3,814,300
NRPC	\$210,000	\$254,871	-\$44,871
PBRPC	\$359,987	\$469,610	-\$109,623
PRPC	\$577,476	\$764,845	-\$187,369
RGCOG	\$459,841	\$752,635	-\$292,794
SETRPC	\$310,154	\$402,000	-\$91,846
SPAG	\$304,048	\$387,583	-\$83,535
STDC	\$241,000	\$270,000	-\$29,000
TCOG	\$178,485	\$178,485	\$0
WCTCOG	\$325,799	\$414,769	-\$88,970
TOTAL	\$14,566,507	\$24,370,052	-\$9,803,547

TABLE 2

**FY 2008-2009 Regional Solid Waste Grants Program
Project Funding by Local Governmental Entity**

Local Government Entity	Number of Projects	Percentage of Total	Project Funding	Percentage of Total Funding
Cities	320	67%	\$8,639,674.47	59%
Counties	117	25%	\$3,840,551.15	26%
COGs ²	22	5%	\$1,585,256.38	11%
School Districts	13	3%	\$415,466.26	3%
Other Districts/ Authorities	3	1%	\$85,559.09	1%
TOTAL	475	100%	\$14,566,507.35	100%

² COG-funded projects benefit member governments in the entire region, and a majority of funds is passed-through to either the local member governments or private provider of services. Examples of regional projects are a region-wide household hazardous recycling day, local enforcement training, and regional education projects that provide consistent reduce, reuse, recycle, and rebuy messages, benefiting all citizens in a particular region.

Statewide Accomplishments

The impact of the FY 2008-2009 Regional Solid Waste Grants Program in the State of Texas can be seen in the statewide accomplishments summarized below:

LOCAL ENFORCEMENT - Projects funded by the grant program supporting litter abatement officers, training in litter and dumping laws, and documenting litter and dumping with the purchase of equipment produced the following results:

- 16,038 litter and illegal dumping sites identified;
- 17,091 fines issued totaling \$300,000;
- 8,632 sites cleaned up; and,
- 12,024,585 pounds of waste removed from 8,632 illegal and dumping sites.

WASTE REDUCTION - Projects focusing on recycling and material reduction including recycling, composting, chipping, mulching, and source reduction, produced the following results:

- 1,057,950 tons of materials diverted from disposal;
- \$3,928,811 in local disposal costs avoided;
- \$8,041,150 in local revenues from sale of diverted materials; and,
- 12,932,896 citizens served.

HOUSEHOLD HAZARDOUS WASTE (HHW) MANAGEMENT - Projects that keep dangerous, but commonly found, items out of the waste-stream and dispose of HHW materials properly and cost-effectively, or recycle them, produced the following results:

- 335 separate collection events held in a two-year period across the state;
- 20 permanent collection facilities supported or funded by grant funds;
- 58,407 citizens participated in events;
- 1,520,638 pounds of HHW collected for disposal;
- 1,316,118 pounds of hazardous paint collected for disposal;
- 223,510 gallons of paint collected for recycling or reuse;
- 11,510 batteries collected for recycling;
- 83,461 gallons of oil collected for recycling;
- 16,510 oil filters collected for recycling;
- 9,498 gallons of anti-freeze collected for recycling; and,
- 130,409 tires collected for recycling.

CITIZEN COLLECTION STATIONS - Citizen Collection Stations address waste management needs in rural or underserved areas and produced the following results:

- 101,360 citizens served;
- 101,052 tons of waste collected for disposal;
- 3,920 tons of materials diverted for recycling;
- \$1,355,570 collected in user fees; and,
- \$123,135 total revenues realized as a result of recycling

EDUCATION AND TRAINING - Public awareness and education programs encourage proper disposal or recycling of waste and produced the following results:

- 114 educational projects across all major grant categories funded at a cost of \$1,154,478;
- 271 projects coordinated on a regional basis at a cost of \$486,377;
- 4,838 educational events coordinated and funded;
- 801,991 citizens received training or attended educational events;
- 5,384,806 educational and training items distributed;
- 357,207 events involving mass media coordination; and,
- An estimated 28,488,775 citizens reached through mass media efforts.

CLEAN-UP EVENTS - Clean-up campaigns along waterways and visible land areas are effective ways to combat litter and involve and educate the community on the importance of litter control. Clean-up campaigns produced the following results:

- 4,958 separate events held in a two-year period;
- 77,639 citizens participated in clean-up activities;
- 729 miles of shoreline cleaned up;
- 400,593 acres of land area cleaned up;
- 15,443,871 pounds of waste collected and disposed; and,
- 5,015,161 pounds of materials collected and diverted for recycling.

In many instances, these events and projects are ongoing, and while this report captures a snapshot of accomplishments for a two-year period, the overall impact is much greater than reflected here.

Local Activities and Notable Trends

Projects that are funded by the Regional Solid Waste Grants Program adapt to meet the challenges posed by the changing solid waste environment in each region. Local government needs are reflected in the funding trends and project selection presented in this report.

During FY 2008-2009:

1. Organic Waste Management funding decreased by 15.9 percent from the previous biennium;
2. Education & Training funding increased by 6.3 percent from the last biennium;
3. Local Enforcement funding decreased by approximately 59.9 percent from the last biennium;
4. Recycling funding increased 47.8 percent from the last two years and was the most-funded grant category during FY 2008-2009 at \$4,187,879; and,
5. Illegally dumped scrap tire collections reported under the Household Hazardous Waste Category increased by 24.5% over the previous biennium.

See Table 3 for a summary of projects funded by grant category.

TABLE 3**FY 2008-2009 Regional Solid Waste Grants Program
Project Funding by Grant Category**

Grant Category	Number of Projects	Percentage of Total Projects	Project Funding by Category	Percentage of Total Funding
Education and Training	67	14%	\$2,109,181.74	14%
General Solid Waste Management	123	26%	\$2,348,695.12	16%
HHW Management	37	8%	\$2,530,971.85	17%
Local Enforcement	67	14%	\$1,305,891.83	9%
Local Solid Waste Management Plans and Studies	10	2%	\$533,407.27	4%
Organic Waste Management	55	12%	\$1,550,480.62	11%
Recycling	116	24%	\$4,187,878.92	29%
Used Oil Management	0	0%	\$0	0%
TOTAL	475	100%	\$14,566,507.35	100%

Regional Highlights

FY 2008-2009 Projects Summaries By Region

Regional COGs have provided several success stories from their regions to highlight the positive impact of the Regional Solid Waste Grants Program at the local level. Highlights are provided alphabetically by region.

ALAMO AREA COUNCIL OF GOVERNMENTS

Two grants were awarded to the City of Leon Valley in FY 2009.

For 20 years the City of Leon Valley has celebrated Earthwise Living Day on the last Saturday in February. The event is staged by resident volunteers aided by the city's Public Works Department and started in 1989, just months before the City initiated the first curbside recycling program in the Alamo Region. The event has become the kick-off event for the region's spring environmental events. Participants include vendors of environmental products and services, produce, and items made from recycled goods.

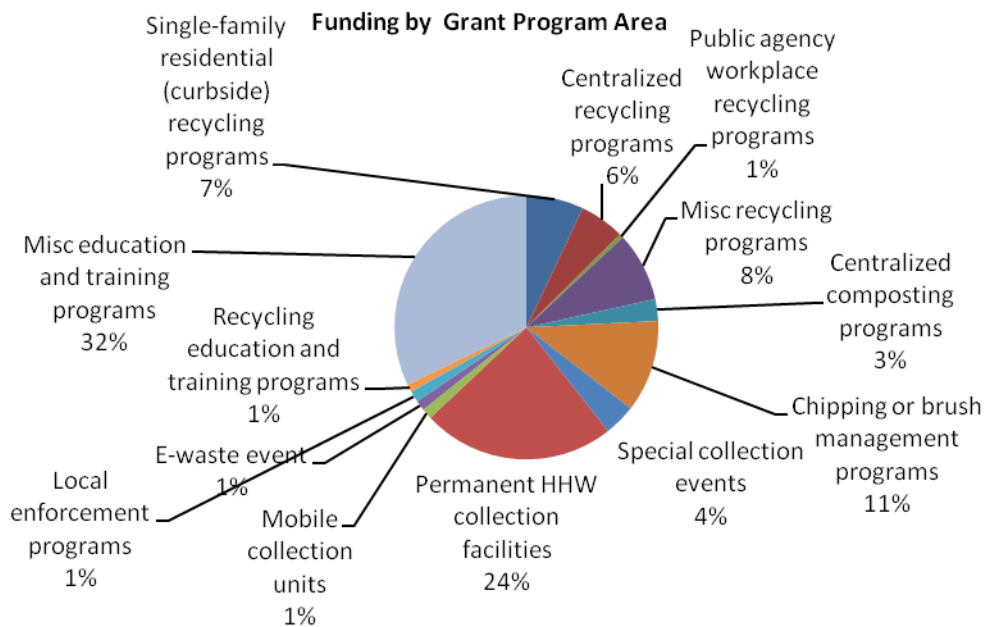
Children from the nearby elementary, middle and high schools provide musical entertainment featuring environmental themes. They also participate in art and poetry contests. Speakers present important information on a variety of environmental topics such as composting, taking care of our earth and recycling. Brochures on earth-friendly practices are distributed and this year the event also offered an e-waste collection (supported by Regional Solid Waste Grants Program grant of \$17,370.89) for the attendees. The e-waste collection from the attendees netted 114 TVs, 251 monitors, and 11,782 pounds of miscellaneous electronics.

The 1,200 attendees were each given a reusable grocery bag for their brochures and purchases.



**Alamo Area Council of Governments (AACOG)
Regional Solid Waste Grants Program Summary
FY 2008-2009**

Bexar County	City of Pleasanton
City of Boerne	City of San Antonio
City of Christine	City of Seguin
City of Cibolo	Comal County
City of Kerrville	Karnes County
City of Leon Valley	Wilson County
City of New Braunfels	



Category Detail	Percentage of Total	Project Funding
Single-family residential (curbside) recycling programs (1 grant)	7%	\$98,230
Centralized recycling programs (2 grants)	6%	\$76,804
Public agency workplace recycling programs (1 grant)	1%	\$7,342
Misc recycling programs (1 grant)	8%	\$118,725
Centralized composting programs (1 grant)	3%	\$37,273
Chipping or brush management programs (2 grants)	11%	\$157,708
Special collection events (2 grants)	4%	\$54,165
Permanent HHW collection facilities (1 grant)	24%	\$330,000
Mobile collection units (1 grant)	1%	\$18,336
E-waste event (1 grant)	1%	\$17,371
Local enforcement programs (1 grant)	1%	\$19,289
Recycling education and training programs (1 grant)	1%	\$13,130
Misc education and training programs (4 grants)	32%	\$449,034
TOTAL	100%	\$1,397,406

ARK-TEX COUNCIL OF GOVERNMENTS

The City of Redwater in Bowie County is a small community of approximately 2,000 residents in northeast Texas. This community has historically conducted successful clean-up events and, by working together as a team, they have proven that local partnerships can create a cleaner community.

The city has bi-annually sponsored a City Wide Community Collection Event since 1990. The resulting response is very rewarding for the city in diverse ways. Unsightly debris from private property is disposed of properly. Items that might leach harmful chemicals into the soil or water are brought to the Clean-up Station. Illegal dumping areas are routinely addressed as part of the program, as well. With the help of Regional Solid Waste Grants Program grant funds, the city has widened their scope on illegal dump sites so that the citizens can now put forth a concentrated effort on some roadways and vacant lots that have become the “preferred” spots for illegal dumping.

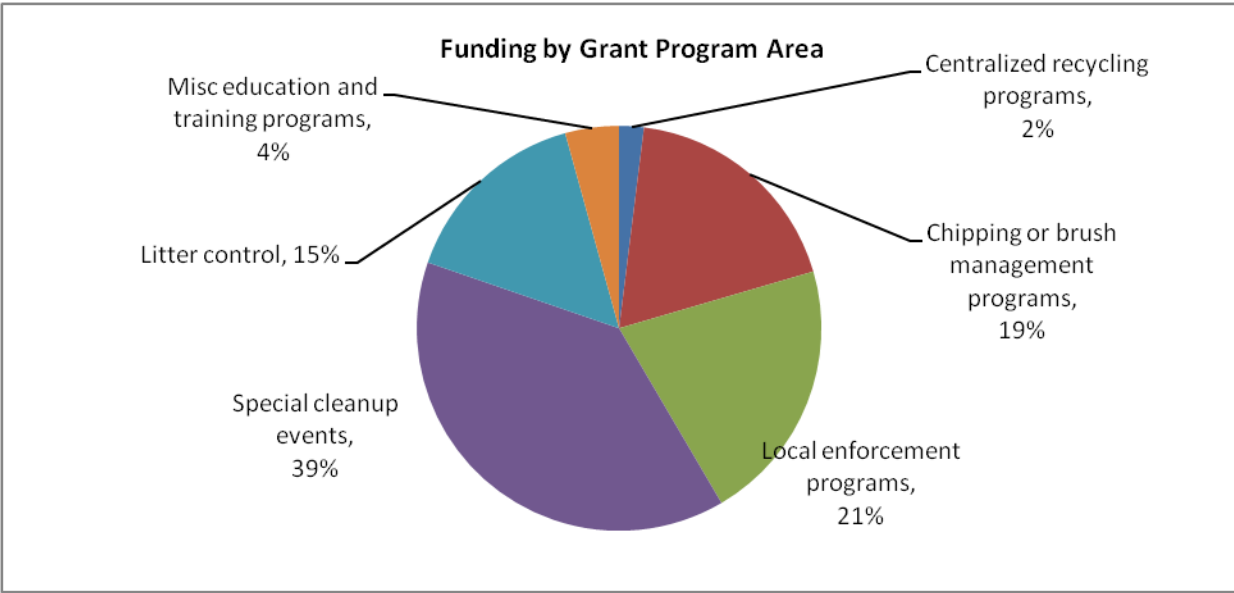
As a part of the bi-annual events, the city targets specific areas that are need of clearing of undergrowth, weeds and small trees. These areas are the ones which are causing general problems for the public, such as visibility for motorists at intersections. The brush is mulched and made available to local landowners free of charge.

The city enlists the help of local volunteers and county agencies for each project. At each collection event, the city charges a small fee to the local residents who utilize the event to dispose of their unwanted items. These funds are used to pay for the services of some residents who may be unemployed or in financial distress. They have established good working relationships with local citizens over the years and as an added bonus home-made meals are provided by volunteers and served at City Hall during the lunch break. With this down-time in a day filled with hard work, all the participants are able to interact and cement relationships for the future.



**Ark-Tex Council of Governments (ATCOG)
Regional Solid Waste Grants Program Summary
FY 2008-2009**

Bowie County	City of Cooper
Chapel Hill ISD	City of Daingerfield
City of Annona	City of DeKalb
City of Avery	City of Redriver
City of Clarksville	Hopkins County



Category Detail	Percentage of Total	Project Funding
Centralized recycling programs (3 grants)	2%	\$4,139
Chipping or brush management programs (4 grants)	19%	\$39,000
Local enforcement programs (16 grants)	21%	\$44,418
Special cleanup events (7 grants)	39%	\$81,581
Litter control (1 grant)	15%	\$32,500
Misc education and training programs (1 grant)	4%	\$9,056
TOTAL	100%	\$210,695

BRAZOS VALLEY COUNCIL OF GOVERNMENTS

Much of the Brazos Valley region is located in the Post Oak Savannah Wildlife District. A savannah is a mixture of herbaceous species with trees and/or shrubs. It usually features widely spaced, scattered trees. This region is characterized by scattered oaks – mainly post oaks and blackjack oaks. Black hickory may also be locally abundant. Cedar elm, sugarberry, eastern red cedar and common persimmon are also widespread.

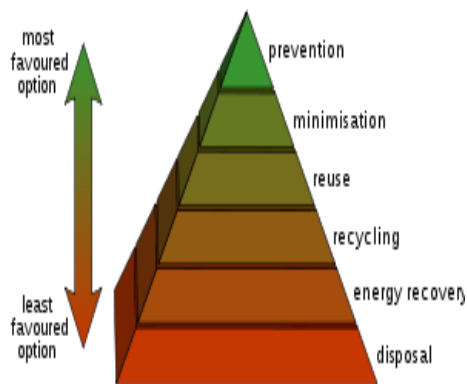


The geographical characteristics of the rural communities of the Brazos Valley region are often faced with a solid waste arena that is unsystematic with the added burdens of poverty, geographic isolation, limited local government staff resources, financial limitations and other constraints.

Where and how to begin a solid waste management program is a critical issue for all communities, especially rural communities with limited resources. The majority of FY 2008-2009 Regional Solid Waste Grants Program funding was used under the category of Source Reduction and Recycling. The area of concentration for these projects was chipping of wood waste that encompasses much the region. The end results provide mulch that is made available to its citizens at no cost for landscaping, nurturing and beautifying their communities.

Approximately 56 percent of the FY 2008-2009 solid waste management funding was used to promote source reduction in the Brazos Valley. The large concentration of funding under this category demonstrates how the citizens of the Brazos Valley region value the importance of source reduction because it conserves resources, reduces disposal costs and pollution, and teaches conservation and prevention. Source reduction has become recognized as a key component of integrated waste management in the Brazos Valley. While its implementation is progressing at a gradual pace, creative source reduction strategies are being applied across the region.

The **waste hierarchy** refers to the 3Rs of reduce, reuse and recycle, which classify waste management strategies according to their desirability. The 3Rs are meant to be a hierarchy, in order of importance. The FY 2008-2009 Source Reduction projects parallel one of the most favored options of waste management.

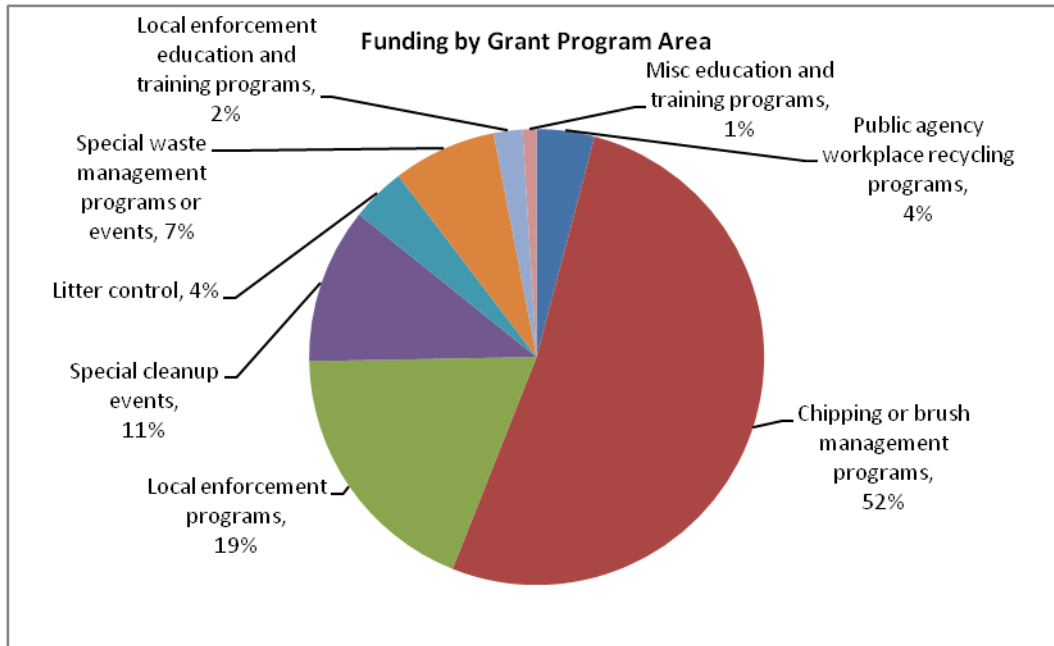


* Tons of brush/yard waste diverted from the landfill = 86

* Total disposal costs avoided = \$17,394

**Brazos Valley Council of Governments (BVCOG)
Regional Solid Waste Grants Program Summary
FY 2008-2009**

Burleson County	City of Navasota
City of Brenham	Leon County
City of Bryan	Madison County
City of Madisonville	Washington County



Category Detail	Percentage of Total	Project Funding
Public agency workplace recycling programs (1 grant)	4%	\$6,656
Chipping or brush management programs (3 grants)	52%	\$84,409
Local enforcement programs (2 grants)	19%	\$30,402
Special cleanup events (2 grants)	11%	\$18,001
Litter control (1 grant)	4%	\$6,274
Special waste management programs or events (4 grants)	7%	\$11,932
Local enforcement education and training programs (1 grant)	2%	\$3,310
Misc education and training programs (1 grant)	1%	\$1,613
TOTAL	100%	\$162,596

CAPITAL AREA COUNCIL OF GOVERNMENTS

Fayette County and Lee County, adjacent counties located east of Austin, Texas, have combined efforts and resources to overcome the transportation and marketing challenges faced by many rural or semi-rural counties in Texas. Fayette County, with a current population estimated at 24,000, hosts a recycling collection and processing facility in La Grange, with satellite collection points throughout the county. Lee County, with a current population estimated at 17,000, hosts four recycling drop-off and collection sites throughout the county. Because both counties are located a considerable distance from commercial processors, the processing and aggregation of materials collected throughout both counties allows them to maximize available storage space, increase returns on recyclables sent to market and reduce transportation costs.

Lee County collects paper, aluminum, steel and tin cans, plastics, and glass. Through FY08 Regional Solid Waste Grants Program grant funds, Lee County was able to purchase and repurpose a used moving truck to transport collected paper directly to market, eliminating transportation charges and maximizing storage space by allowing them to ship as needed. Other materials collected by Lee County are transported a relatively short distance to Fayette County for processing.

Fayette County processes materials collected in both Fayette and Lee counties at their collection and processing facility in La Grange, including paper, cardboard, aluminum, plastic, steel and tin cans, and glass. FY08 Regional Solid Waste Grants Program grant funds allowed Fayette County to purchase two balers to add to their processing capacity. By employing multiple balers, Fayette County is able to dedicate each baler to a specific material, thereby reducing or eliminating the need to stockpile materials until enough material for a full bale is collected. Fayette County is able to reduce storage of loose materials, maximize their facility space and increase their overall processing efficiency.



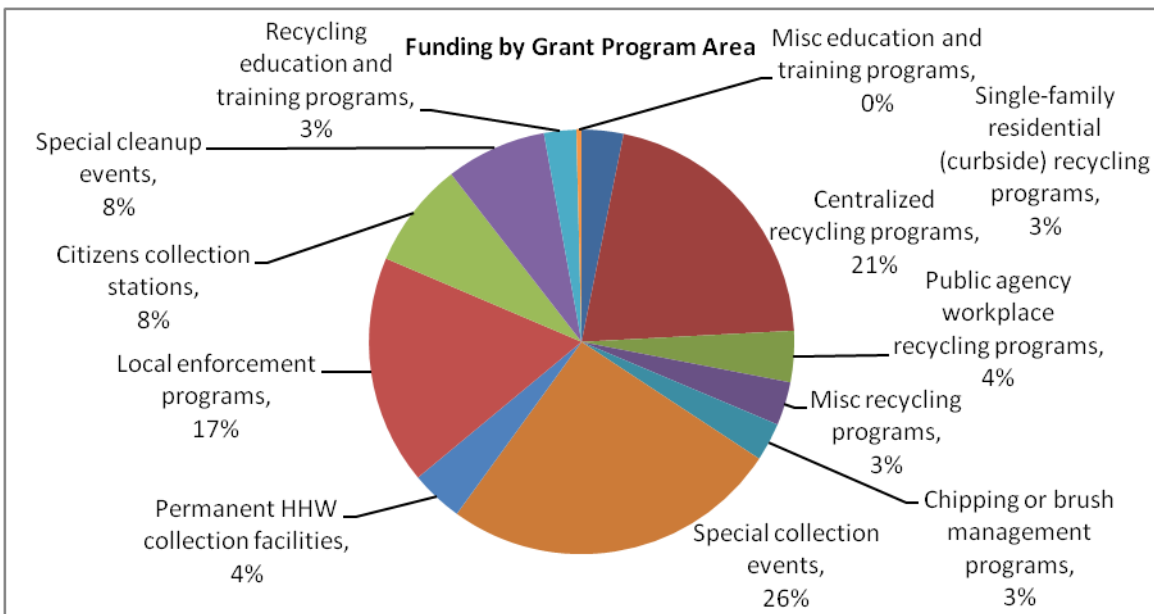
Baler at Fayette County processing facility.



Recycling collection point in Lee County.

**Capital Area Council of Governments (CAPCOG)
Regional Solid Waste Grants Program Summary
FY 2008-2009**

Bastrop County	City of Cedar Park	City of Martindale
Blanco County	City of Georgetown	City of San Marcos
Burnet County	City of Granite Shoals	Fayette County
Caldwell County	City of Hutto	Hays County
CAPCOG	City of Johnson City	Lee County
City of Austin	City of La Grange	Llano County
City of Bertram	City of Liberty Hill	Travis County
City of Burnet	City of Lockhart	



Category Detail	Percentage of Total	Project Funding
Single-family residential (curbside) recycling programs (1 grant)	3%	\$27,388
Centralized recycling programs (7 grants)	21%	\$197,010
Public agency workplace recycling programs (2 grants)	4%	\$33,521
Misc recycling programs (1 grant)	3%	\$28,423
Chipping or brush management programs (1 grant)	3%	\$25,000
Special collection events (6 grants)	26%	\$221,767
Permanent HHW collection facilities (1 grant)	4%	\$34,400
Local enforcement programs (9 grants)	17%	\$149,956
Citizens collection stations (4 grants)	8%	\$69,480
Special cleanup events (6 grants)	8%	\$66,075
Recycling education and training programs (2 grants)	3%	\$21,178
Misc education and training programs (1 grant)	1%	\$3,381
TOTAL	100%	\$877,579

CENTRAL TEXAS COUNCIL OF GOVERNMENTS

Household hazardous waste (HHW) events have become extremely beneficial to the rural communities of the Central Texas Council of Governments (CTCOG) seven-county region, and the residents depend on the opportunity to rid their HHW waste once or twice each year via the services that the Regional Solid Waste Grants Program grant provides. The proper disposal of HHW and scrap tires has been the number one priority and goal of CTCOG's Regional Plan.

The CTCOG region is severely lacking in disposal options for HHW and scrap tires. Currently, there are no other annual collection events or any permanent facilities. These deficits leave residents with little option but to store their HHW and scrap tires, send them to a landfill or dispose of them illegally. This project provided regional residents with a safe and easy way to properly dispose of HHW and scrap tires and reduced the amount of HHW and scrap tires that would otherwise be landfilled or disposed of improperly.

This project meets the following goals and objectives of the Regional Solid Waste Management Plan:

Goal 1: Promote the proper and safe disposal of HHW and scrap tires.

Objectives: 2) Develop and implement on-going public education programs about the importance of properly disposing of HHW and scrap tires.

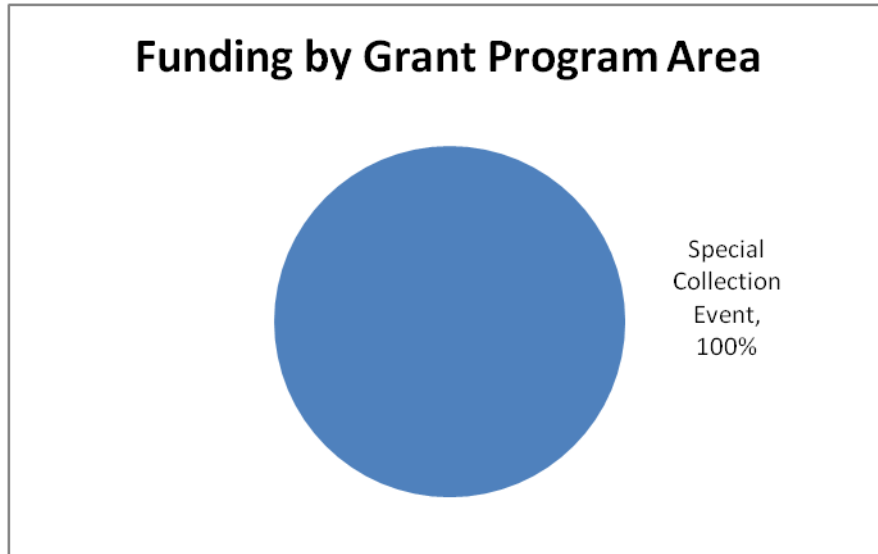
3) Encourage the development of local and/or regional HHW and tire collection events.



City of Belton, HHW Event

**Central Texas Council of Governments (CTCOG)
Regional Solid Waste Grants Program Summary
FY 2008-2009**

Central Texas Council of Government



Category Detail	Percentage of Total	Project Funding
Special Collection Event	100%	\$228,114
TOTAL	100%	\$224,114

COASTAL BEND COUNCIL OF GOVERNMENTS

Coastal Bend Council of Governments (CBCOG) purchased a Curby Recycling Robot with Regional Solid Waste Grants Program grant funds. The robot is used region-wide to educate children and the public on recycling and solid waste environmental issues like illegal dumping and water pollution. Many of the smaller communities in the region do not have recycling programs, but schools in those communities have started recycling programs after having a program and visit from Curby.

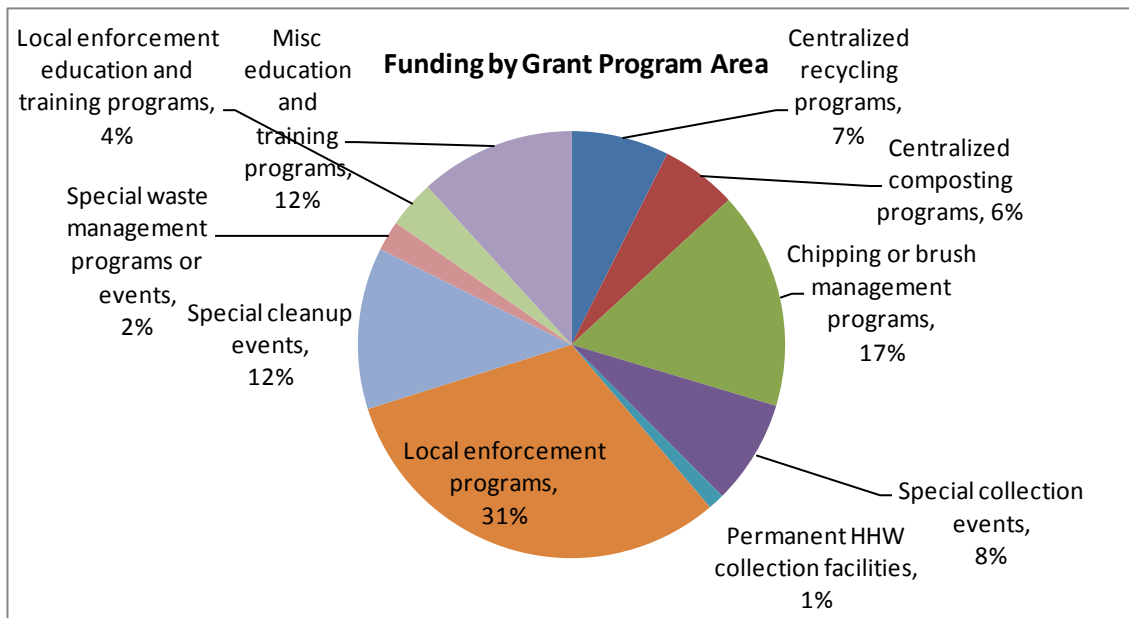
Since Curby was purchased and put into use he has made presentations to over 8,000 school children. These children have been local and from other areas of Texas, the United States and countries like China, India and the Philippines. Curby is used mainly in schools in the region and is accompanied by CBCOG staff who give a PowerPoint presentation. Curby has also been featured as Master of Ceremonies for Earth Day events and in parades in the various communities in the region. Children can interact with the robot and learn about the environmental issues and recycling issues facing them and their area.

Curby is the only Recycling Robot of his kind in the State of Texas. CBCOG was presented an award by the Coastal Bend Bays Foundation for their community education efforts with Curby.



**Coastal Bend Council of Governments (CBCOG)
Regional Solid Waste Grants Program Summary
FY 2008-2009**

Aransas County	City of Orange Grove
Bee County	City of Port Aransas
CBCOG	City of Robstown
City of Alice	City of Taft
City of Beeville	City of Woodsboro
City of Corpus Christi	Nueces County
City of Kingsville	Refugio County
City of Odem	San Patricio County



Category Detail	Percentage of Total	Project Funding
Centralized recycling programs (2 grants)	7%	\$36,600
Centralized composting programs (1 grant)	6%	\$28,500
Chipping or brush management programs (4 grants)	17%	\$81,500
Special collection events (2 grants)	8%	\$39,140
Permanent HHW collection facilities (1 grant)	1%	\$6,120
Local enforcement programs (9 grants)	31%	\$155,076
Special cleanup events (6 grants)	12%	\$60,606
Special waste management programs or events (4 grants)	2%	\$11,270
Local enforcement education and training programs (3 grants)	4%	\$17,793
Misc education and training programs (2 grants)	12%	\$58,140
TOTAL	100%	\$494,745

CONCHO VALLEY COUNCIL OF GOVERNMENTS

Recycling in rural West Texas faces some unique obstacles and impediments. The first complication, demographics, identifies issues such as a sparse population. The total 2000 Census population for the entire region is 140,212; of those 104,010 are located in the City of San Angelo and Tom Green County. The remaining 36,202 citizens are scattered throughout the remaining 12-county area. The sparse population gives rise to the second hurdle, financing. Finance problems include issues such as travel costs to recycling markets. Transportation expenses are large and continue to grow. The limited population is unable to financially support any full-time Material Recovery Facility (MRF). Finally, the Concho Valley region is only eligible for the minimum amount of grant funding from the Regional Solid Waste Grants Program. This base funding, unchanged since 2000, is losing purchasing power in an era of increasing costs.

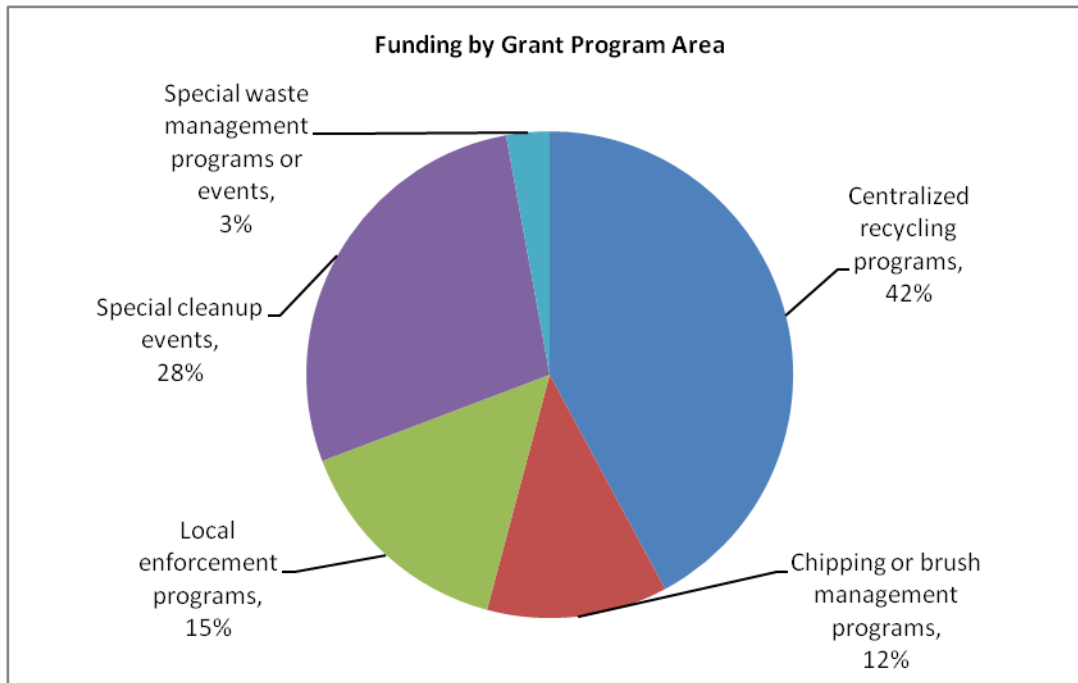
However those hindrances have not deterred the implementation of some very good recycling programs. One such example is the City of Mason's recycling program. The City of Mason has a 2000 Census population of 2,134. The City of Mason, in Mason County, is situated 110 miles west, northwest of Austin and 105 miles southeast of San Angelo. Since the FY 2000 grant cycle, the City of Mason has been successful in acquiring grant funds to purchase two balers, a skid loader and three recycling trailers and build a recycling center to store the materials in until such time as a full transporter load can be collected. This combination of recycling resources was accomplished in typical Texan fashion; effective, deliberate, and efficient.



Mayor Brent Hinckley, Recycling Center employees J.D. Sanders and Howard Grosse with City Administrator John Palacios stand in front of the two latest recycling trailers with the recycling center in the background

**Concho Valley Council of Governments (CVCOG)
Regional Solid Waste Grants Program Summary
FY 2008-2009**

City of Big Lake	City of Menard
City of Brady	City of San Angelo
City of Bronte	City of Sonora
City of Eden	Menard County
City of Mason	Tom Green County



Category Detail	Percentage of Total	Project Funding
Centralized recycling programs (6 grants)	42%	\$66,496
Chipping or brush management programs (1 grant)	12%	\$18,963
Local enforcement programs (1 grant)	15%	\$23,801
Special cleanup events (3 grants)	28%	\$44,009
Special waste management programs or events (1 grant)	3%	\$4,536
TOTAL	100%	\$157,805

DEEP EAST TEXAS COUNCIL OF GOVERNMENTS

The City of Crockett and Houston County have worked together since 2001 to combat illegal dumping in their region. The city and the county share the pay and benefits as well as other expenses of the Refuse Control officer and supplement that funding with Deep East Texas Council of Governments (DETCOG) support to fund the position on a full-time basis. To date, DETCOG has supported the program four times, and this program has become an outstanding example of city/county cooperation and also has become one of the model programs for other rural counties to follow.

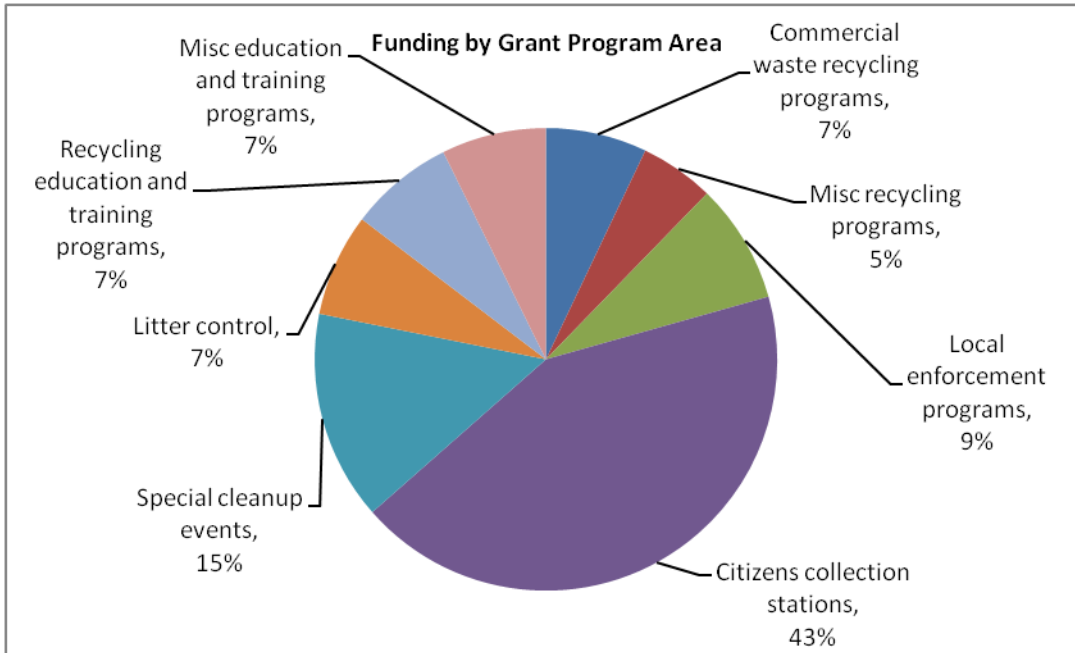
The City of Crockett and Houston County are committed to reducing unsightly litter, cleaning up and demolishing unsanitary and unsafe buildings and property, and eliminating illegal dumping. The city has begun a city-wide clean-up program and now conducts extensive cleanups using community service personnel – clearing lots with contractors, as well as work crews provided by the Houston County Sheriff's Department. The city is aggressively promoting cleanup activities throughout the community, as well as the county. Neighboring communities are seeking assistance in joining the clean-up efforts. The city encourages property owners to maintain property to a high standard.



Illegal dumpsites such as this are a major problem in the rural areas of Deep East Texas.

**Deep East Texas Council of Governments (DETCOG)
Regional Solid Waste Grants Program Summary
FY 2008-2009**

Angelina County	City of Newton
City of Corrigan	City of San Augustine
City of Crockett	Newton County
City of Diboll	San Jacinto County
City of Hemphill	Shelby County
City of Jasper	Trinity County



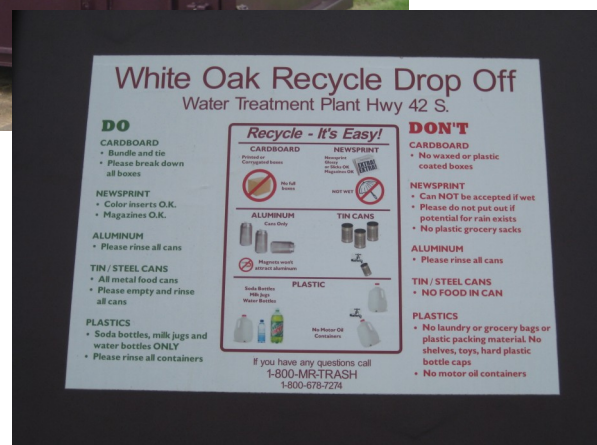
Category Detail	Percentage of Total	Project Funding
Commercial waste recycling programs (1 grant)	7%	\$18,930
Misc recycling programs (1 grant)	5%	\$13,906
Local enforcement programs (2 grants)	9%	\$22,380
Citizens collection stations (6 grants)	43%	\$114,820
Special cleanup events (2 grants)	15%	\$39,200
Litter control (1 grant)	7%	\$19,258
Recycling education and training programs (1 grant)	7%	\$19,600
Misc education and training programs (1 grant)	7%	\$19,600
TOTAL	100%	\$267,694

EAST TEXAS COUNCIL OF GOVERNMENTS

Recycling programs in small cities across the state are typically very challenging because of the distances involved in getting the recyclables to market and with collecting enough materials to overcome economies of scale. Small local governments and their contractors with constricted budgets continually face problems with transportation expenses and attempt to overcome these issues by stockpiling material in order to make the most efficient use of their transportation budgets when transporting material to Material Recovery Facilities.

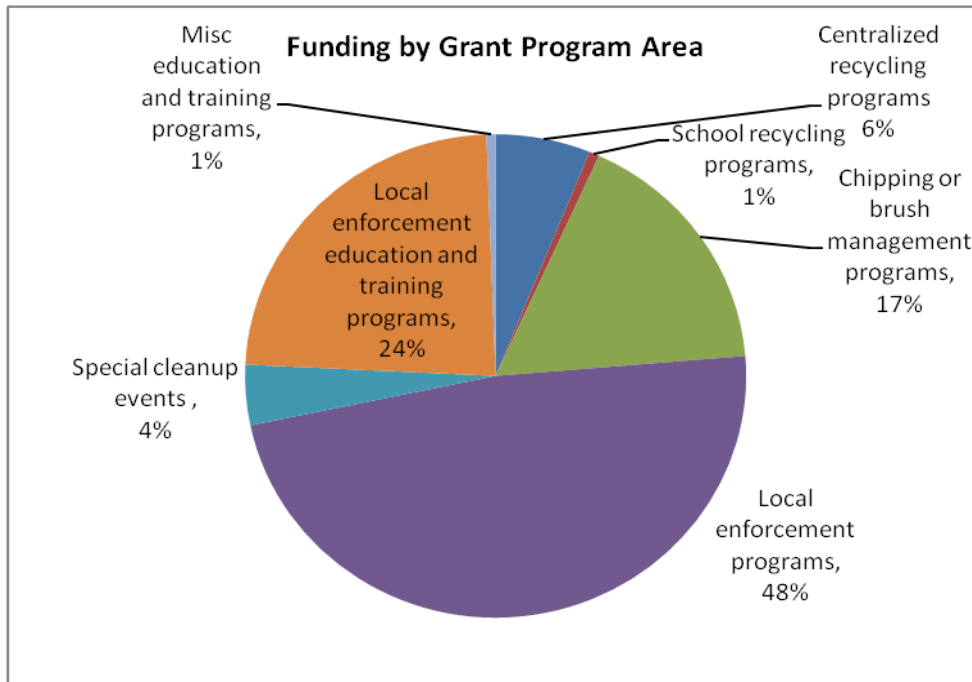
Information from the U.S. Census Bureau indicates an estimated City of White Oak population of 5,624 as of 2000. During FY 2008, a City of White Oak staff person applied for \$7,100 of Regional Solid Waste Grants Program funding to purchase a recycling bin that would serve all citizens within the city. The city's refuse hauler, Allied Waste Services, picks up and transports the recyclables to Pratt Industries located in Shreveport, La., at a minimal cost to the city. The scope of the project involves recycling newspaper, cardboard, aluminum, tin/steel cans and plastic. Regional Solid Waste Grants Program funds were used to purchase a 27.5-yard long, three compartment recycling bin. The bin was placed at the city's secured Public Works maintenance yard and is available for citizens to drop off recyclables Monday-Friday from 7 a.m. until 4 p.m. Public Works staff are available on-site during operating hours to assist citizens dropping off materials.

The recycling facility began accepting recyclables in March 2009. Since the inception of the program the City of White Oak has collected approximately 4,500 pounds of material per month. Through July 2010 this amounts to approximately 72,000 pounds of solid waste diverted from landfills to a recycling facility. In FY 2009 and 2010 an additional four cities in East Texas applied for and received funding to purchase similar bins.



**East Texas Regional Planning Council (ETCOG)
Regional Solid Waste Grants Program Summary
FY 2008-2009**

City of Alto	City of Ore City	City of White Oak
City of Gladewater	City of Overton	City of Willis Point
City of Gun Barrel	City of Palestine	ETCOG
City of Hallsville	City of Rusk	Gregg County
City of Hawkins	City of Scottsville	Harrison County
City of Henderson	City of Tyler	Raines County
City of Jacksonville	City of Uncertain	Smith County
City of Jefferson	City of Van	Upper Sabine Valley Solid Waste Management District
City of Kilgore	City of Waskom	Van Zandt County
City of Longview		



Category Detail	Percentage of Total	Project Funding
Centralized recycling programs (3 grants)	6%	\$31,345
School recycling programs (1 grant)	1%	\$3,402
Chipping or brush management programs (4 grants)	17%	\$86,644
Local enforcement programs (16 grants)	48%	\$246,291
Special cleanup events (7 grants)	4%	\$20,679
Local enforcement education and training programs (1 grant)	24%	\$121,295
Misc education and training programs (1 grant)	1%	\$3,000
TOTAL	100%	\$512,657

GOLDEN CRESCENT REGIONAL PLANNING COMMISSION

Recycling efforts in rural counties are often difficult to establish because of the effort and cost associated with hauling the materials to Material Recovery Facilities that are often too far away. The money received from selling the materials is not always enough to justify the expense of storing and hauling the materials to where they need to go.

Moulton, a small town of only 944 in rural Lavaca County, has bucked this trend and has initiated a successful recycling program through the Regional Solid Waste Grants Program of the Golden Crescent Regional Planning Commission (GCRPC), through the TCEQ. Moulton established its local affiliate of Keep Texas Beautiful, Keep Moulton Beautiful (KMB), in September 2008. For 2009, KMB's main goal was the establishment of a local recycling program for the residents of the town. KMB began holding monthly recycling days in a local church parking lot, but after two months of collecting more than 2,000 pounds of material at a time, the group decided it was time for the program to grow.



For FY 2009, the City of Moulton applied for a Regional Solid Waste Grants Program grant from GCRPC to fund a recycling drop-off center. The \$18,095 grant funded the purchase of a 10-bin recycling trailer and signage for the site. On August 1, 2009, the Moulton Recycling Drop-Off Center opened for business. From August 2009 through December 2009, the center collected more than 22,500 pounds of material that was transported to a regional recycling facility. In January 2010 alone, the center brought in more than 4,300 pounds of material.



The center collects:

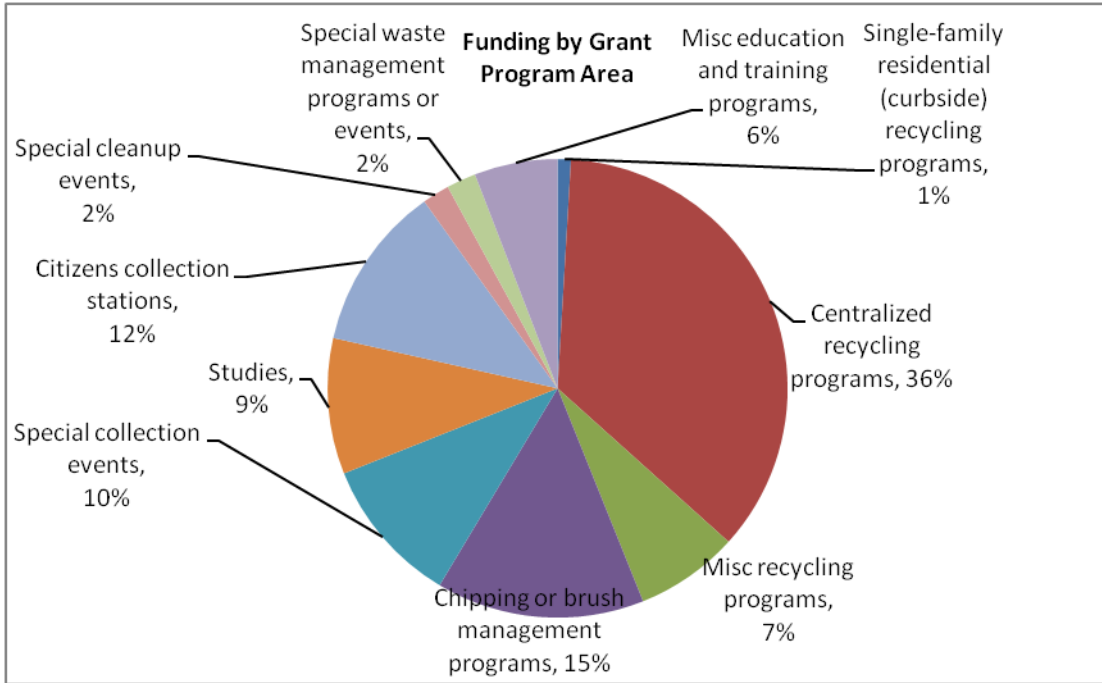
- Paper – newspaper, magazines, mail, colored paper
- Corrugated cardboard
- Plastics 1 and 2
- Steel food cans
- Aluminum cans
- Glass – clear, green and brown



For FY 2010, the City of Moulton decided to expand its recycling efforts to include brush chipping. The City of Moulton applied for a \$25,000 grant from GCRPC for a brush chipper to reduce the large amount of brush being collected at the city brush pile. Further, the City of Moulton found that many residents were simply choosing to dispose of their brush in the trash. The chipper was put into use in July 2010 and is being used to generate mulch that is free to the public and also being used by city workers for landscaping improvement all over the city.

**Golden Crescent Regional Planning Council (GCRPC)
Regional Solid Waste Grants Program Summary
FY 2008-2009**

Calhoun County	City of Victoria
City of Cuero	City of Yoakum
City of Hallettsville	GCRPC
City of Moulton	Jackson County
City of Port Lavaca	Victoria County
City of Smiley	



Category detail	Percentage of Total	Project Funding
Single-family residential (curbside) recycling programs (1 grant)	1%	\$2,240
Centralized recycling programs (6 grants)	36%	\$86,031
Misc recycling programs (1 grant)	7%	\$17,548
Chipping or brush management programs (1 grant)	15%	\$35,344
Special collection events (1 grant)	10%	\$25,000
Studies (1 grant)	9%	\$23,000
Citizens collection stations (1 grant)	12%	\$28,000
Special cleanup events (1 grant)	2%	\$4,613
Special waste management programs or events (1 grant)	2%	\$5,000
Misc education and training programs (1 grant)	6%	\$14,133
TOTAL	100%	\$240,908

HEART OF TEXAS COUNCIL OF GOVERNMENTS

Education has been proven to be the key to leading in the reduction of solid waste in the Heart of Texas Region. The future of each generation requires the education of our young people concerning reducing, reusing and recycling materials that can be removed from the solid waste stream. It is a “trickle up” theory, educate the young that they will go home and teach their parents and grandparents a new and better way to ensure a better tomorrow for the environment and the health of generations to come. This program is to start young people on a lifestyle of solid waste responsibility, learning correctly from the beginning rather than trying to change bad habits later. The goals of the Green Classroom though simple, are quite effective.

Goal 1: Teach young people about recycling and waste reduction.

Objective: A school sponsored recycling program to set the example for the community. The Green Classroom/Outdoor Learning Center promotes recycling and provides information to the neighborhood in which it is located.

Goal 2: Motivate and train the young people on yard waste diversion.

Objective: Provide an ongoing compost demonstration site for the community to use and learn.

Activities demonstrated in the Green Classrooms:

How to start a recycling program in the home.

Reuse of yard waste in the form of compost.

How to make and work a compost pile.

Outdoor Green Classroom



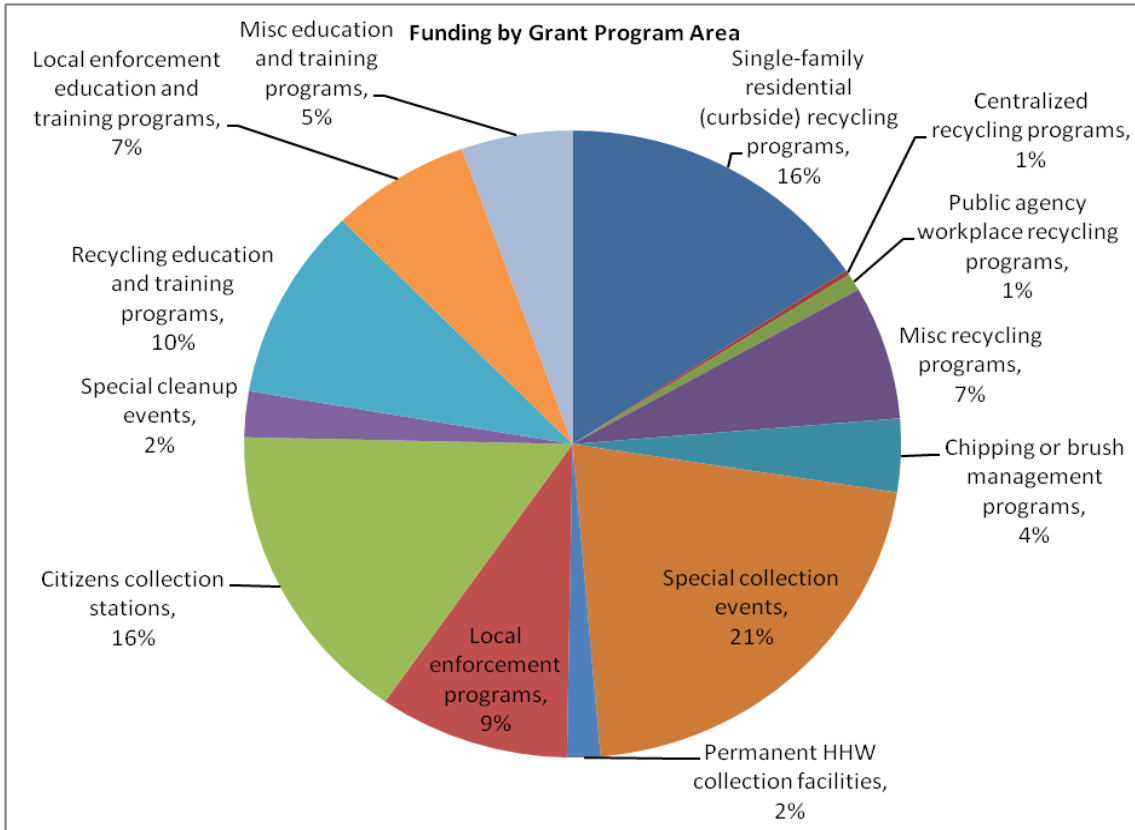
Composting Bins



What was once an alley overrun by trees and brush behind a church and school is now an Outdoor Green Classroom of teepees for learning and compost bins for seeing and hands-on training.

**Heart of Texas Council of Governments (HOTCOG)
Regional Solid Waste Grants Program Summary
FY 2008-2009**

Bosque County	Falls County
City of Crawford	HOTCOG
City of Groesbeck	Hill County
City of Lorena	McLennan County
City of Rosebud	Midway High School
City of Waco	



Category Detail	Percentage of Total	Project Funding
Single-family residential (curbside) recycling programs (3 grants)	16%	\$37,284
Centralized recycling programs (1 grant)	1%	\$631
Public agency workplace recycling programs (1 grant)	1%	\$2,088
Misc recycling programs (2 grants)	7%	\$16,400
Chipping or brush management programs (1 grant)	4%	\$9,000
Special collection events (2 grants)	21%	\$50,413
Permanent HHW collection facilities (1 grant)	2%	\$3,895
Local enforcement programs (2 grants)	9%	\$22,372
Citizens collection stations (4 grants)	16%	\$37,321
Special cleanup events (1 grant)	2%	\$5,625
Recycling education and training programs (2 grants)	10%	\$23,617
Local enforcement education and training programs (2 grants)	7%	\$16,430
Misc education and training programs (1 grant)	5%	\$13,031
TOTAL	100%	\$238,107

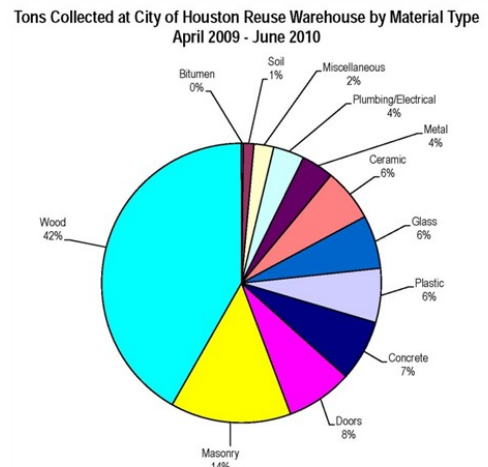
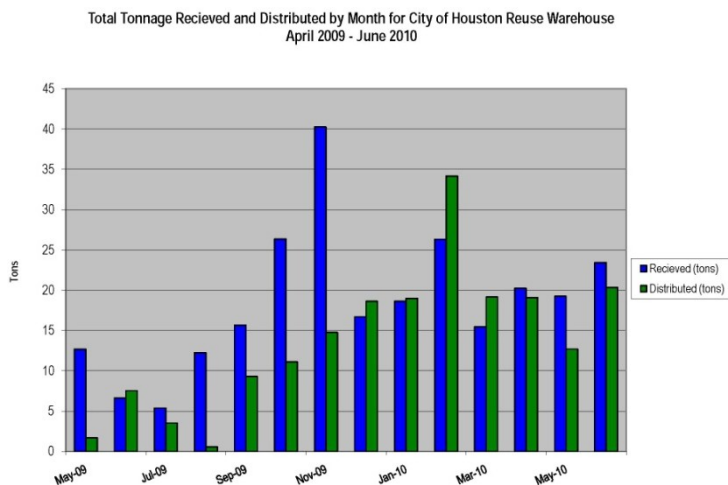
HOUSTON-GALVESTON AREA COUNCIL

The City of Houston’s Building Materials Reuse Warehouse has not only surpassed its goal of diverting more than 200 tons of materials from the waste stream in its first year but has also helped numerous non-profit organizations in region reach their goals as well.

The warehouse, opened in April 2009 and modeled after a similar program in Huntsville, accepts excess building material from individuals, supply companies and builders and makes it available to any federally-eligible non-profit organization for re-use. For example, a homeowner may find a box of unused tile while cleaning out his garage. He can bring this tile to the warehouse, where it is weighed and placed into inventory. An abbreviated inventory is listed on the warehouse web page, and a non-profit organization working on a kitchen replacement project may see the tiles are available. The non-profit can then visit the warehouse and take the needed tiles, which are weighed again on their way out of the warehouse. As of July 2010, the warehouse had diverted approximately 260 tons of material from the waste stream, and more than 120 non-profit organizations have registered and visited. Almost 80 percent of the material brought in is taken back out, exhibiting a distinct supply and demand for the products. Non-profits range from faith-based to medical to supporting children and animals, and projects have included using pavers and masonry to build raised beds in a community garden and using wood and cabinetry to renovate a kitchen in a transitional housing facility.

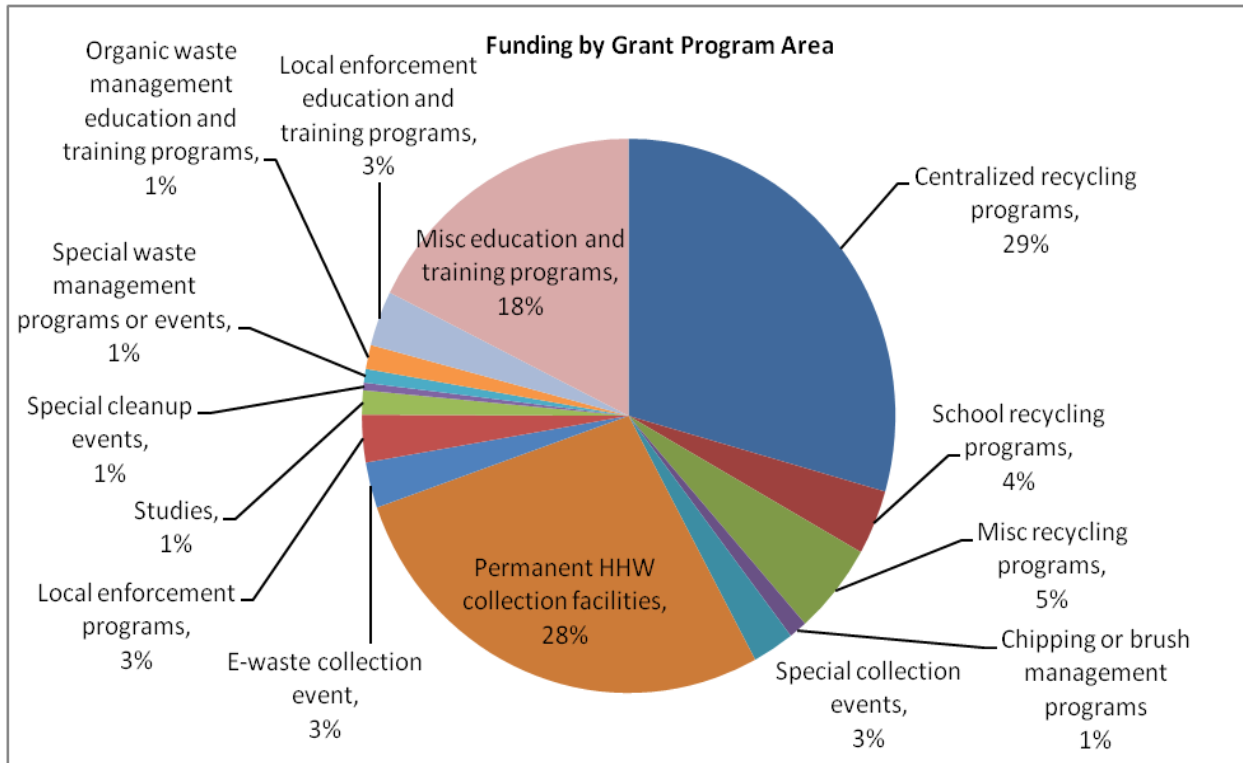
During its first year of operation, the community has become engaged and supportive of the warehouse program. A local television station, KIAH Channel 39, donated their entire set to the warehouse after an extensive remodel to their studio. The Wortham Center, site of performances by the Houston Ballet and Houston Grand Opera, donated their stage floor to the warehouse. The City of Houston Solid Waste Department is also expanding around the warehouse by opening a Neighborhood Depository and Recycling Drop Off Center on-site to give residents a one-stop option for recycling their used and unwanted materials.

To complete the warehouse, the City of Houston renovated an existing structure with new office space. The majority of the construction work was completed by City employees. The total funding allocated through the Regional Solid Waste Grants Program was \$149,661, which included personnel, a forklift, electronic floor scale, renovation of the surplus building and supplies.



**Houston-Galveston Area Council (H-GAC)
Regional Solid Waste Grants Program Summary
FY 2008-2009**

Anahuac ISD	City of Sugar Land	Harris County
Austin County	City of Tomball	H-GAC
Brazoria County	City of Wallis	Montgomery County
City of Cleveland	Conroe ISD	Walker County
City of Conroe	Fort Bend County	Waller County
City of Houston	Galveston County	Wharton County
City of La Porte		



Category Detail	Percentage of Total	Project Funding
Centralized recycling programs (5 grants)	29%	\$828,171
School recycling programs (2 grants)	4%	\$106,157
Misc recycling programs (1 grant)	5%	\$149,547
Chipping or brush management programs (1 grant)	1%	\$31,000
Special collection events (2 grants)	3%	\$71,461
Permanent HHW collection facilities (3 grants)	28%	\$775,604
E-waste collection event (1 grant)	3%	\$74,930
Local enforcement programs (3 grants)	3%	\$77,910
Studies (1 grant)	1%	\$39,524
Special cleanup events (1 grant)	1%	\$12,505
Special waste management programs or events (1 grant)	1%	\$22,350
Organic waste management education and training programs (1 grant)	1%	\$39,505
Local enforcement education and training programs (2 grants)	3%	\$90,477
Misc education and training programs (4 grants)	18%	\$497,935
TOTAL	100%	\$2,817,075

LOWER RIO GRANDE VALLEY DEVELOPMENT COUNCIL

In FY 2008-2009 the Lower Rio Grande Valley Development Council (LRGVDC) funded a total of 29 Regional Solid Waste Grants Program projects. The projects included funding for local enforcement, education and training, clean-up events, composting, recycling and some equipment. The LRGVDC Solid Waste Advisory Committee truly believes in applying the funds to start-up project to encourage more source reduction and recycling.

Throughout the years many new recycling facilities have been established and new programs, both in schools and the community have been established. The region's first recycling facility (McAllen Recycling Center) was established with Regional Solid Waste Grants Program funds. Now it is the largest recycling facility in the region and recycles everything from cardboard, aluminum, plastic, glass, etc. and has a recognized certified seal testing composting program. Their composting program has grown from chipping simple mulch to having one of the best composting material in the region. The City of McAllen also works with and coordinates with surrounding communities and school districts to educate and get everyone involved with source reduction and recycling. Their composting program has helped bump their source reduction and recycling figures to over 20 percent recycling, setting the example and encouraging surrounding small communities to start recycling programs. Communities such as San Juan, Pharr, Alton, Harlingen, Weslaco and Edinburg have opened recycling facilities, expanded their recycling efforts and are still growing.



City of McAllen Recycling Center.



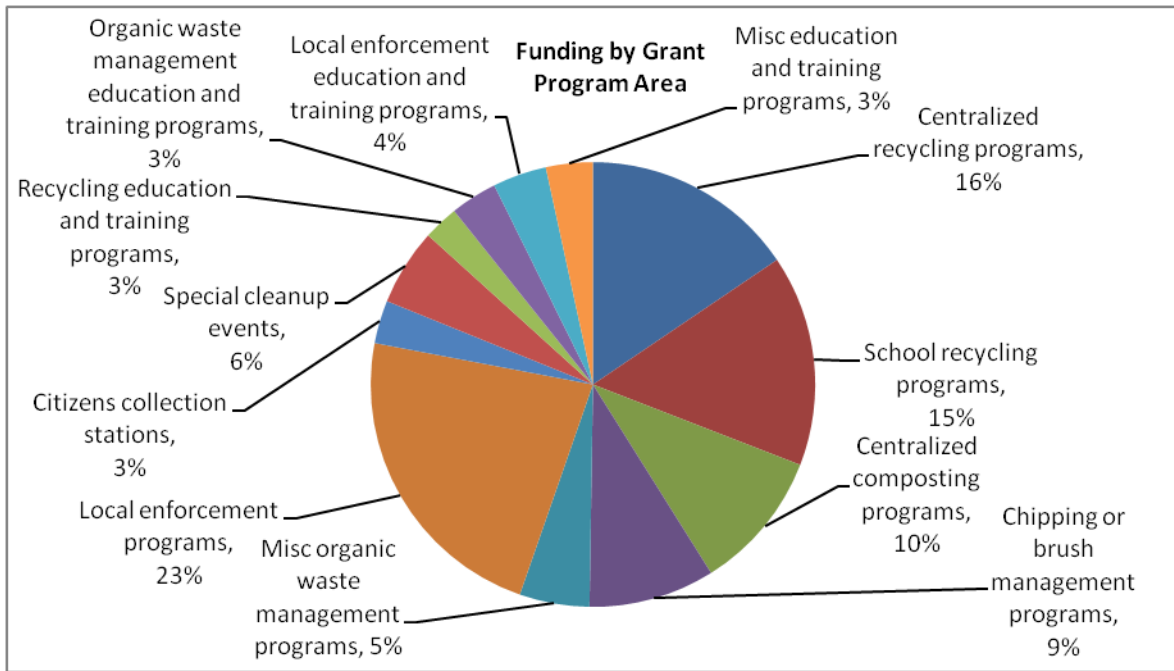
*City of Pharr
Recycling Center.*



City of San Juan Recycling Center.

**Lower Rio Grande Valley Development Council (LRGVDC)
Regional Solid Waste Grants Program Summary
FY 2008-2009**

Brownsville ISD	City of Pharr
Cameron County	City of Primera
City of La Feria	City of Raymondville
City of Lyford	City of San Juan
City of McAllen	Hidalgo County
City of Mission	



Category Detail	Percentage of Total	Project Funding
Centralized recycling programs (3 grants)	16%	\$91,016
School recycling programs (3 grants)	15%	\$89,990
Centralized composting programs (2 grants)	10%	\$59,762
Chipping or brush management programs (2 grants)	9%	\$53,762
Misc organic waste management programs (1 grant)	5%	\$29,846
Local enforcement programs (6 grants)	23%	\$132,751
Citizens collection stations (1 grant)	3%	\$18,349
Special cleanup events (2 grants)	6%	\$32,729
Recycling education and training programs (2 grants)	3%	\$14,974
Organic waste management education and training programs (2 grants)	3%	\$20,000
Local enforcement education and training programs (3 grants)	4%	\$22,953
Misc education and training programs (2 grants)	3%	\$20,000
TOTAL	100%	\$586,132

MIDDLE RIO GRANDE DEVELOPMENT COUNCIL

Concerned citizens in the Utopia area have been having discussions about their personal goals of preserving and conserving our environment and our country's natural resources. Recycling is a giant step toward achieving these goals because less energy is required to make products from recycled materials, the air is not polluted by burning of waste, and landfills are not being overloaded with plastics that can take more than a lifetime to disintegrate. The local, state and even global impacts of recycling have to do with saving millions of gallons of water, eliminating tons of air pollution, and reducing the demand for electricity in manufacturing that is often not generated in sustainable ways.

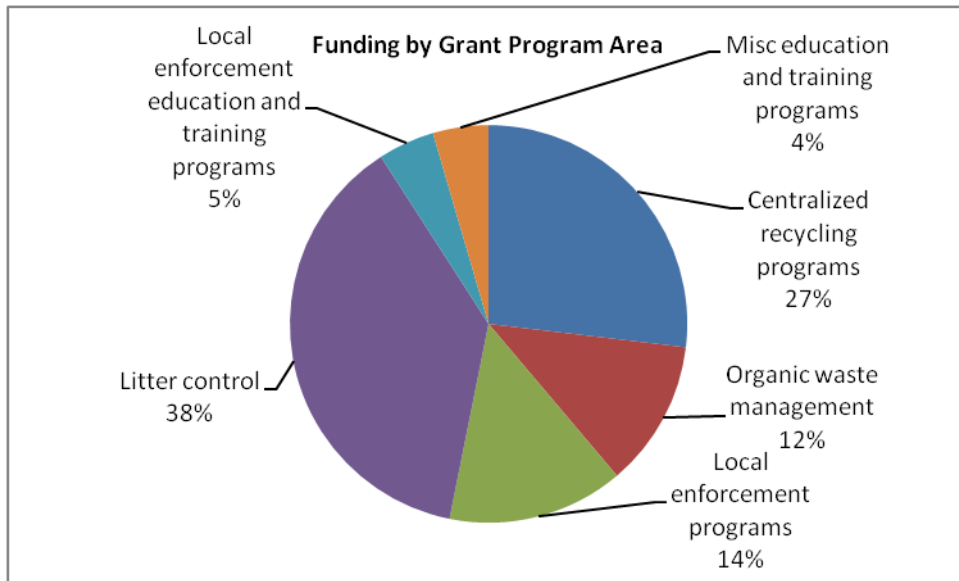
Interest was expressed by Utopia Helping Hands' sixth graders to begin paper recycling in the community of Utopia and for the Independent School District (ISD). Utopia Helping Hands is a community service and charitable giving program of Utopia ISD's fifth and sixth graders. Utopia is a small, rural, unincorporated area and therefore not able to attract the attention of recycling service providers such as ABITIBI and Vista Fibers. These companies support paper recycling programs in schools nearer to the City of San Antonio but cannot operate a school-based paper recycling program in Utopia. At the same time student interest was growing, so was community interest for the creation of a convenient, recycling center in Utopia. The City of Sabinal also had shown interest, but again as a small, rural community was unable to contract with the regional recycling companies due to a low volume of materials collected and distance from the City of San Antonio.



Pictured from left to right are John Ruiz Jr., Middle Rio Grande Development Council (MRGDC) Planning and Operations Director; Claudia Rogers, Utopia recycling representative; and Mario Chavez, MRGDC Solid Waste Coordinator.

**Middle Rio Grande Development Council (MRGDC)
Regional Solid Waste Grants Program Summary
FY 2008-2009**

City of Brackettville	Dimmit County
City of Carrizo Springs	Edwards County
City of Crystal City	MRGDC
City of Del Rio	Uvalde County
City of Eagle Pass	Val Verde County
City of Uvalde	



Category Detail	Percentage of Total	Project Funding
Centralized recycling programs (3 grants)	27%	\$38,245
Organic waste management (2 grants)	12%	\$17,000
Local enforcement programs (3 grants)	14%	\$20,397
Litter control (3 grants)	38%	\$53,686
Local enforcement education and training programs (1 grant)	5%	\$6,538
Misc education and training programs (1 grant)	4%	\$6,437
TOTAL	100%	\$142,303

NORTEX REGIONAL PLANNING COMMISSION

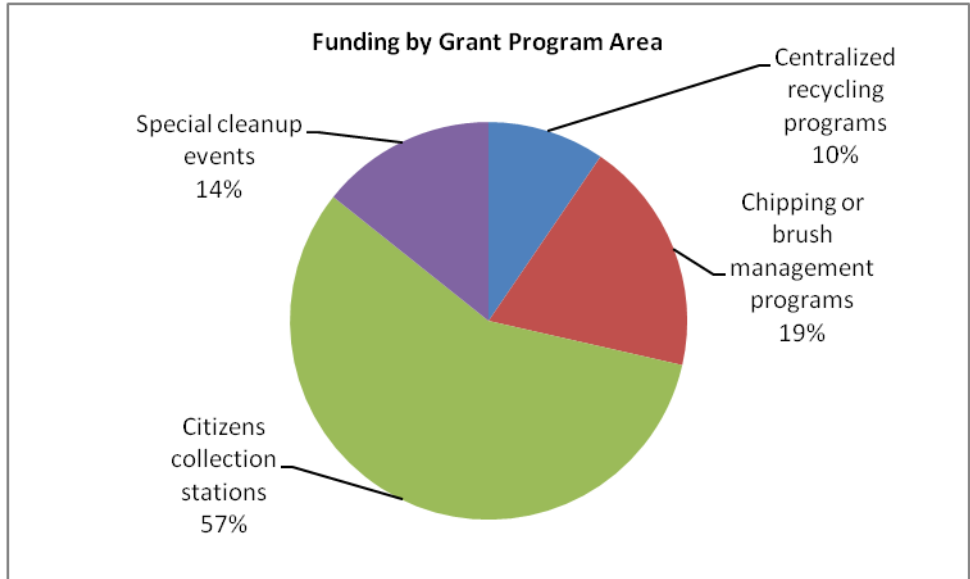
The NORTEX region has only two type-four landfills in the 11-county region. Both of these facilities are located in Wichita County, which has the largest population (131,664). Outlying areas have their municipal solid waste transferred to these two landfills. Wichita County is also home of most of the metal and cardboard recycling entities in the region. To better serve the population in the small outlying cities, these communities have started setting up Citizens Convenience Centers. This allows residents to drop-off materials that, with the closing of local landfills, had been winding up in unofficial dump sites or in bar-ditches along county roads.

During FY 2008-2009 approximately 57 percent of Regional Solid Waste Grants Program funding in the NORTEX region went to either setup or enhancement of these new centers. Currently the region has eight of these sites with additional communities looking at starting such convenience centers.

The region had only two other types of projects for FY 2008-09, equipment purchases (28 percent of the implementation project budget across all project categories) and clean up of illegal dump sites (14 percent of the implementation project budget). The Solid Waste Advisory Committee has stated that for the foreseeable future they feel the same types of projects will be the most in-demand for the NORTEX region.

**NORTEX Regional Planning Commission
Regional Solid Waste Grants Program Summary
FY 2008-2009**

City of Archer City	City of Holliday
City of Bellevue	City of Paducah
City of Burkburnett	City of Petrolia
City of Cashion	City of Seymour
City of Crowell	City of Vernon
City of Electra	City of Windthorst



Category Detail	Percentage of Total	Project Funding
Centralized recycling programs (3 grants)	10%	\$20,000
Chipping or brush management programs (4 grants)	19%	\$40,000
Citizens collection stations (16 grants)	57%	\$120,000
Special cleanup events (7 grants)	14%	\$30,000
TOTAL	100%	\$210,000

NORTH CENTRAL TEXAS COUNCIL OF GOVERNMENTS

The City of Arlington

Arlington's Parks and Recreation Department utilized \$76,350 in Regional Solid Waste Grants Program funding for the implementation of a startup recycling program at the 142-acre Harold Patterson Sports Center (HPSC). With more than 700,000 visitors each year, HPSC serves as the home for the Optimist Club youth football leagues, Arlington Soccer Association and Arlington Adult Soccer Association. The complex also hosts the Parks and Recreation Department's adult softball and flag football leagues and several youth baseball programs. In addition, the complex plays host to more than 15 major tournaments each year, bringing players and spectators from across the State of Texas and the country. These programs and events generate approximately 200,000 plastic sports drink and water bottles each year. Once the city purchased and installed the 100 unique recycling receptacles designed specifically for plastic bottles and containers, over 1.5 tons of plastic were diverted in the first month of operation.



The City of Grand Prairie

The City of Grand Prairie partnered with Lone Star Park (horse racing facility) and the Air Hogs Stadium (minor league baseball field) using \$40,000 in grant funds to develop a permanent recycling program for the large amounts of paper, plastic and aluminum cans generated at each location. In addition to attractive, educational receptacles for these recyclables, the public also sees periodic recycling public service announcements in several venues such as Jumbotron or the venues' websites, and hears information on the loudspeakers. Incentives to encourage recycling by facility patrons included educational items such as T-shirts and bags to individuals participating in the recycling program at each facility at various celebration days such as July 4th, Dollar Days and various special events. This program has successfully diverted over 70 tons of material since its introduction.



The Mesquite Independent School District

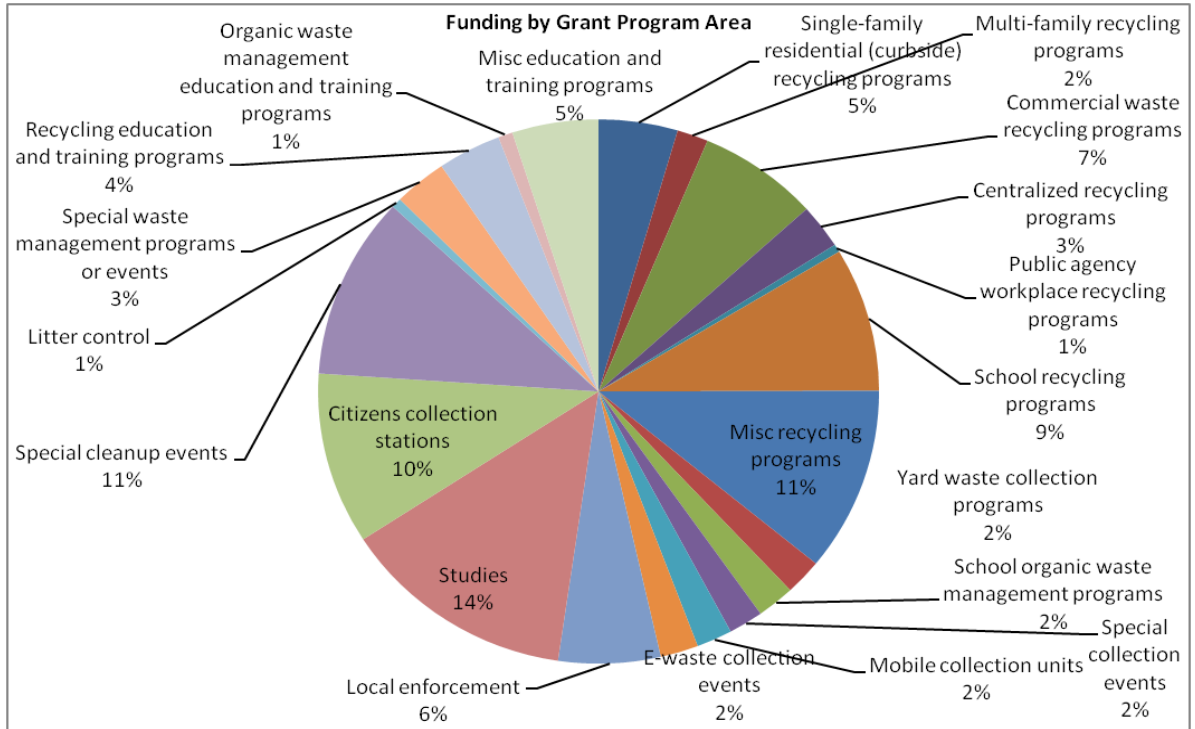
With grant funding totaling \$88,975, the Mesquite Independent School District (MISD) broadened their recycling program throughout the district to include all 45 campuses, administration buildings and the two large athletic stadiums. It currently has nearly 36,000 students and over 4,500 employees; yet, it lacked a district-directed program to reduce commercial waste and collect recyclable material. Whereas the custodial staff was virtually uninvolved in recycling, the District educated these staff members as well as the teachers on the diversion of recyclables. Classroom recycling bins were placed in each of the 1,300 classrooms across the District and were collected weekly. At the five high schools, bottle recycling containers were placed strategically around vending machine areas to collect the thousands of plastic bottles which were being thrown into waste receptacles.

MISD's two athletic stadiums host hundreds of events each year, and the grant allowed for the collection of plastic cups, bottles and cardboard. Every Friday night during football season, both stadiums were at full capacity with over 15,000 students, parents, and community members in attendance. MISD ran public service announcements on their Jumbotron scoreboards and used a mascot to run along the sidelines letting those in attendance know that *Mesquite ISD Recycles!*



North Central Texas Council of Governments (NCTCOG) Regional Solid Waste Grants Program Summary FY 2008-2009

Arlington ISD	City of Fort Worth	City of North Richland Hills	Kaufman County
City of Allen	City of Grand Prairie	City of Plano	Mesquite ISD
City of Arlington	City of Haltom City	City of Richland Hills	Navarro County
City of Azle	City of Irving	City of Terrell	NCTCOG
City of Bridgeport	City of Joshua	City of Wylie	North Texas Municipal Water District
City of Coppell	City of Lancaster	Hood County	Plano ISD
City of Dallas	City of Mansfield	Johnson County	Town of Addison
City of Denton	City of Mesquite		



Category Detail	Percentage of Total	Project Funding
Single-family residential (curbside) recycling programs (2 grants)	5%	\$148,773
Multi-family recycling programs (3 grants)	2%	\$58,617
Commercial waste recycling programs (5 grants)	7%	\$226,951
Centralized recycling programs (2 grants)	3%	\$86,280
Public agency workplace recycling programs (1 grant)	1%	\$15,250
School recycling programs (2 grants)	9%	\$279,073
Misc recycling programs (6 grants)	11%	\$357,229
Yard waste collection programs (1 grant)	2%	\$69,700
School organic waste management programs (1 grant)	2%	\$70,999
Special collection events (3 grants)	2%	\$65,195
Mobile collection units (1 grant)	2%	\$67,150
E-waste collection events (2 grants)	2%	\$71,340
Local enforcement (3 grants)	6%	\$192,097
Studies (7 grants)	14%	\$442,286
Citizens collection stations (3 grants)	10%	\$333,049
Special cleanup events (6 grants)	11%	\$353,762
Litter control (2 grants)	1%	\$19,124
Special waste management programs or events (1 grant)	3%	\$100,000
Recycling education and training programs (4 grants)	4%	\$119,305
Organic waste management education and training programs (1 grant)	1%	\$27,196
Misc education and training programs (5 grants)	5%	\$162,525
TOTAL	100%	\$3,265,901

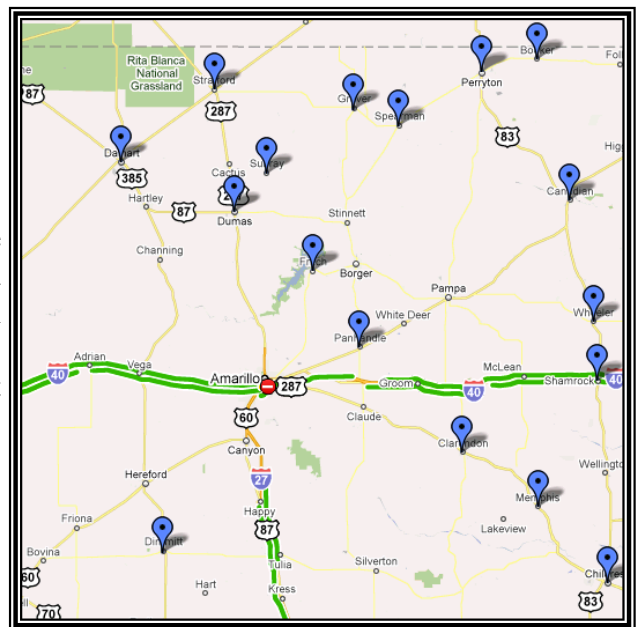
PANHANDLE REGIONAL PLANNING COMMISSION REGIONAL MARKETING & TRANSPORTATION PROGRAM

Per the U.S. Census Bureau's 2009 estimates, Sunray, Texas, has a population of 1,951, and according to Google Earth, the city is 308 miles from the closest paper recycling mill located in Oklahoma City. Low population and distance to market can be daunting odds to overcome in establishing a viable rural recycling program, but in Sunray's case, the odds have been evened somewhat with the Panhandle Regional Planning Commission's (PRPC's) Regional Marketing and Transportation Program.

This regional program, which operates under the auspices of the Panhandle Environmental Partnership (PEP), was first undertaken in 1996 as part of the implementation of a "cluster community" recycling demonstration program funded by the TCEQ. Under the PEP initiative, the PRPC works to promote rural recycling as an affordable and practical alternative to landfill disposal. The Marketing and Transportation Program funds are used to coordinate and cover the costs of transporting recyclable materials to distant markets so that 100 percent of the proceeds a community receives off the sale of their materials will return to the city. This in turn, provides the incentive for the community to continue focusing their efforts on diverting even more waste through their recycling program. It also provides an impetus for more communities to get involved with the program.

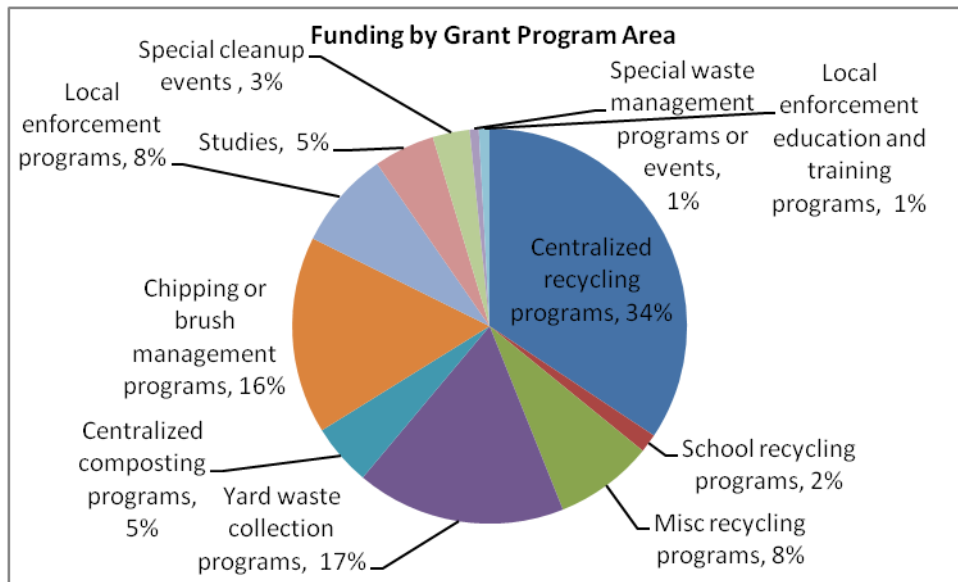
Currently, 17 Panhandle communities are actively involved with the PEP. Sunray (project description below) joined the group during the biennium and the City of Memphis followed in FY10. In FY08, the PRPC received \$7,600 to support the costs of the Regional Marketing & Transportation Program during the FY08-09 Biennium. During those two years, the program facilitated the shipment of 145 loads of recyclable to market that diverted 2,000 tons of waste from area landfills. In total, \$171,125.53 in sales proceeds were returned to PEP members. These revenues are being used to support the costs of maintaining and expanding their recycling programs.

Sunray wanted to start a local baling/recycling program knowing that the Regional Marketing & Transportation Program would assure them of an outlet for the sale of their recyclable materials. In FY09, the city requested and received \$84,386 in Regional Solid Waste Grants Program funding to build and equip a new recycling/baling facility. The construction of the facility was recently completed and Sunray has begun collecting and baling newsprint and cardboard.



**Panhandle Regional Planning Commission (PRPC)
Regional Solid Waste Grants Program Summary
FY 2008-2009**

City of Amarillo	City of Panhandle
City of Borger	City of Perryton
City of Clarendon	City of Quitaque
City of Claude	City of Stratford
City of Dalhart	City of Sunray
City of Friona	Donley County
City of Gruver	Perryton ISD
City of Hart	PRPC



Category Detail	Percentage of Total	Project Funding
Centralized recycling programs (7 grants)	34%	\$200,203
School recycling programs (1 grant)	2%	\$8,700
Misc recycling programs (2 grants)	8%	\$45,300
Yard waste collection programs (4 grants)	17%	\$98,583
Centralized composting programs (1 grant)	5%	\$29,000
Chipping or brush management programs (3 grants)	16%	\$94,280
Local enforcement programs (2 grants)	8%	\$45,902
Studies (1 grant)	5%	\$28,597
Special cleanup events (1 grant)	3%	\$17,661
Special waste management programs or events (1 grant)	1%	\$4,250
Local enforcement education and training programs (1 grant)	1%	\$5,000
TOTAL	100%	\$577,476

PERMIAN BASIN REGIONAL PLANNING COMMISSION

Small, rural communities in the Permian Basin face logistical as well as financial challenges when trying to develop recycling programs. The City of Fort Stockton in Pecos County has been able, with the help of Regional Solid Waste Grants Program funding, to establish a successful Recycling Center for their citizens.

The city owns and operates a Type I / IV Arid Exempt Landfill. These types of landfills are limited to a daily average of 20 tons of Type I municipal solid waste (MSW) and 20 tons of Type IV MSW. The primary industry in Fort Stockton is oil and natural gas. Since the price of oil has been around \$80 a barrel, the city has experienced a surge in population and attendant increase in MSW generation. This has put a strain on landfill operations; with the city having to transport MSW in excess of their permitted tonnage to the nearest Type I landfill (a roundtrip of 160 miles). This long roundtrip is costly in time, fuel and equipment use.

In FY 2008-2009, the city obtained a Regional Solid Waste Grants Program funds, with an Educational/Training component, for \$16,200 to purchase recycle bins and a vertical down-stroke baling press to start a recycling operation. The city also purchased a variety of educational material to aid in recycling training. The Recycle Center was established in an underutilized city building at 604 North Valentine Street. The city has provided approximately \$4,000 in cash and \$6,000 in-kind services as a supplement to the grant funds.

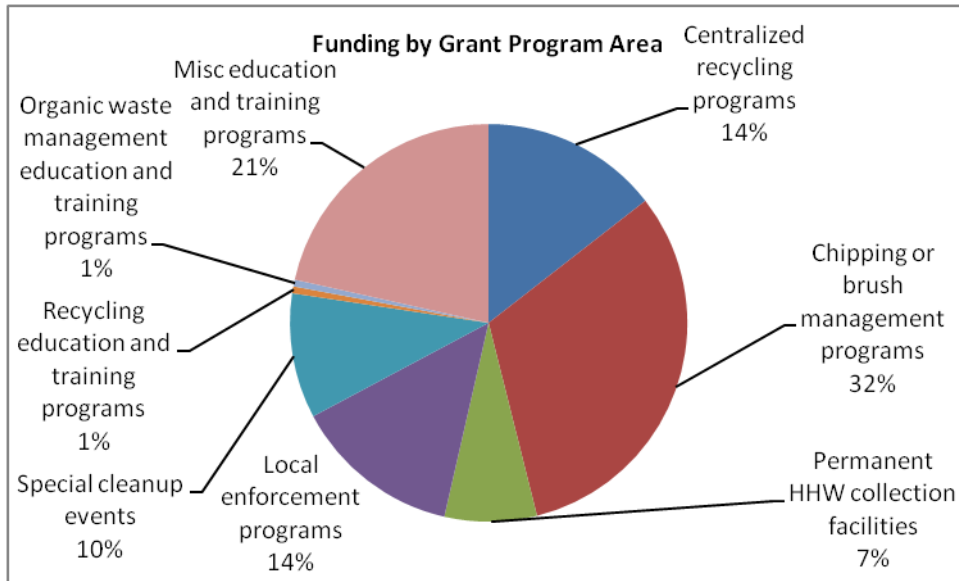
The City of Fort Stockton, in cooperation with Keep Historic Fort Stockton Beautiful, conducted 26 educational/training events in FY 2008-2009 including events at schools and civic organizations like the Lion's Club and Garden Club. The city also provided recycling educational messages on their local government cable TV channel and in the Fort Stockton Pioneer newspaper.

The City of Fort Stockton Recycle Center, for FY 2008-2009, has been able to divert from their landfill and recycle an average of approximately 18 tons per month of primarily cardboard, paper and plastic.



**Permian Basin Regional Planning Commission (PBRPC)
Regional Solid Waste Grants Program Summary
FY 2008-2009**

City of Andrews	City of Rankin
City of Balmorhea	City of Seagraves
City of Big Spring	Crane County
City of Fort Stockton	Ector County
City of Kermit	Midland County
City of Midland	Town of Pecos City
City of Monahans	Ward County
City of Odessa	



Category Detail	Percentage of Total	Project Funding
Centralized recycling programs (3 grants)	14%	\$52,100
Chipping or brush management programs (5 grants)	32%	\$113,787
Permanent HHW collection facilities (1 grant)	8%	\$27,000
Local enforcement programs (3 grants)	14%	\$49,100
Special cleanup events (5 grants)	10%	\$36,600
Recycling education and training programs (1 grant)	1%	\$2,000
Organic waste management education and training programs (1 grant)	1%	\$2,000
Misc education and training programs (2 grants)	22%	\$77,400
TOTAL	100%	\$359,987

RIO GRANDE COUNCIL OF GOVERNMENTS

The City of Alpine has established a recycling facility and the very successful Alpine Recycles! recycling campaign to include public outreach and education. The drop-off center has been open and operational since the June 28, 2008, and has been accepting paper, plastic, metal, batteries and glass. With the help of a dedicated recycling technician to monitor the site and provide community awareness, the self-service site has proved successful.

The project has also placed several mini-recycling stations around town, which have been adopted by community members who take on the responsibility of emptying and maintaining the bins. As part of the community outreach, public notices and advertising have been placed in local and regional newspapers as well as other media outlets. The recycling coordinator also offers interpretive tours of the recycling site to area schools.

The Alpine Recycles! program has been able to divert approximately three tons of glass a month from the landfill by transporting the glass to a privately owned crushing location. However, the City of Alpine recently purchased the glass processing machine from the private owners and set it up at the recycling site for onsite processing. The machine converts whole glass bottles and jars into pea-sized pieces that are tumbled, or polished, to smooth the sharp edges.

The resulting product is ideal for using in the landscape as either a mulch or walkway material. Once the machine is installed and working, the crushed glass will be available to community members at no cost. The site also houses a chipper that will soon be installed and set up and will only be available to city rate payers on an as-needed basis.

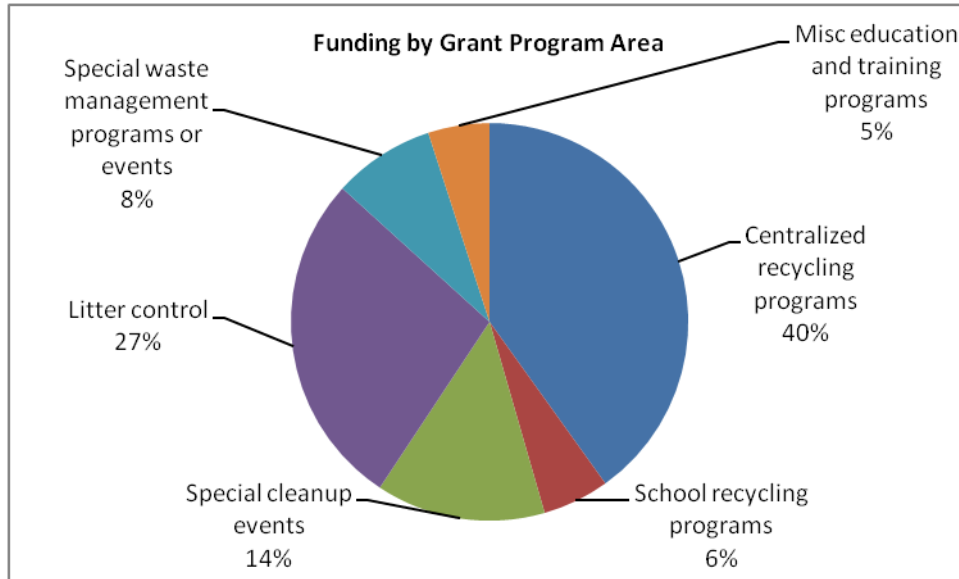
In addition, Alpine Recycles! has partnered with Sul Ross University in engaging the students and the community in recycling through local events and activities.



**Rio Grande Council of Governments (RGCOG)
Regional Solid Waste Grants Program Summary
FY 2008-2009**

Brewster County
City of Alpine
City of El Paso
City of Marfa
City of Presidio
City of Socorro

El Paso County
Lower Valley Water District
Presidio County
RGCOG
Town of Anthony
Ysleta ISD



Category Detail	Percentage of Total	Project Funding
Centralized recycling programs (4 grants)	40%	\$184,365
School recycling programs (1 grant)	6%	\$24,995
Special cleanup events (2 grants)	14%	\$63,421
Litter control (4 grants)	27%	\$125,981
Special waste management programs or events (1 grants)	8%	\$38,070
Misc education and training programs (1 grant)	5%	\$23,009
TOTAL	100%	\$459,841

SOUTH EAST TEXAS REGIONAL PLANNING COMMISSION

The South East Texas Regional Planning Commission (SETRPC) received funding from the Regional Solid Waste Grants Program to conduct three Household Hazardous Waste and scrap tire collection events in Southeast Texas during FY 2008 and 2009.

During these collection events, the SETRPC collected items that could pose health and environmental risks if disposed of improperly. The collection events were open to all Southeast Texas residents, and the SETRPC collected items at no cost to participants. The events were held in Jefferson, Orange, and Hardin Counties.

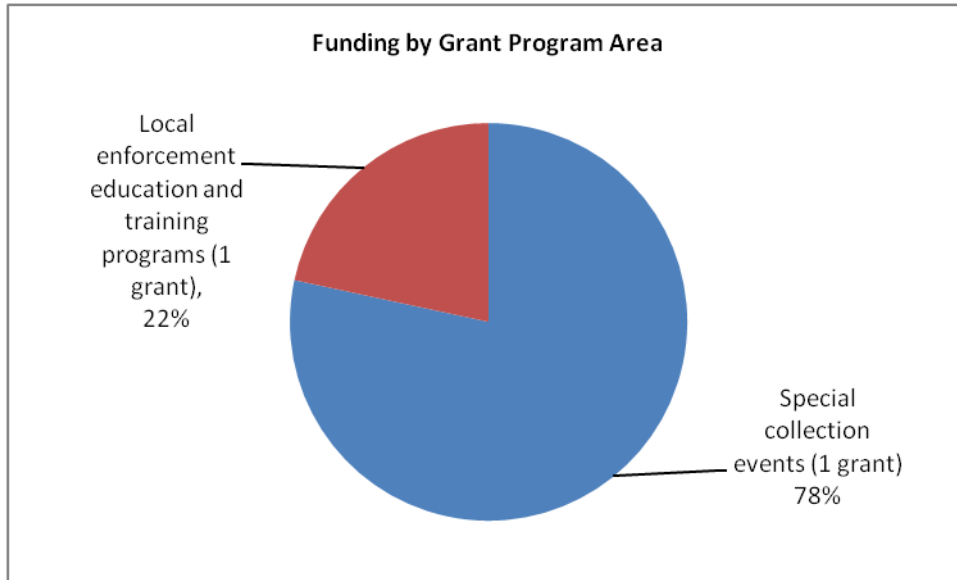
More than 1,366 Southeast Texas residents participated in the collection events. The SETRPC collected more than 186,195 pounds of household hazardous waste and more than 2,405 gallons of used oil during the events. If the SETRPC had not conducted these collection events the household hazardous waste could have potentially been discarded in the landfill, the environment or the water system. Disposal of these types of hazardous items would pose great health and environmental risks.

During the events, the SETRPC also collected more than 4,470 scrap tires, including passenger, truck and large machine tires. In Southeast Texas, discarded tires are a breeding ground for mosquitoes which carry disease causing viruses such as the West Nile virus. Abandoned tires also pose additional health and environmental risks.



**South East Texas Regional Planning Council (SETRPC)
Regional Solid Waste Grants Program Summary
FY 2008-2009**

South East Texas Regional Planning Council



Category Detail	Percentage of Total	Project Funding
Special collection events	78%	\$243,078
Local enforcement education and training programs	22%	\$67,076
TOTAL	100%	\$310,154

SOUTH PLAINS ASSOCIATION OF GOVERNMENTS

Since 2000, South Plains Association of Governments (SPAG) has helped fund over \$1.7 million in Regional Solid Waste Grants Program projects. Clean-ups and Community Collection events are popular in the South Plains Region. These events allow cities to gather together as a community to build pride and camaraderie. Along with the sense of pride it helps cities enforce local code enforcement without a large cost to the city.

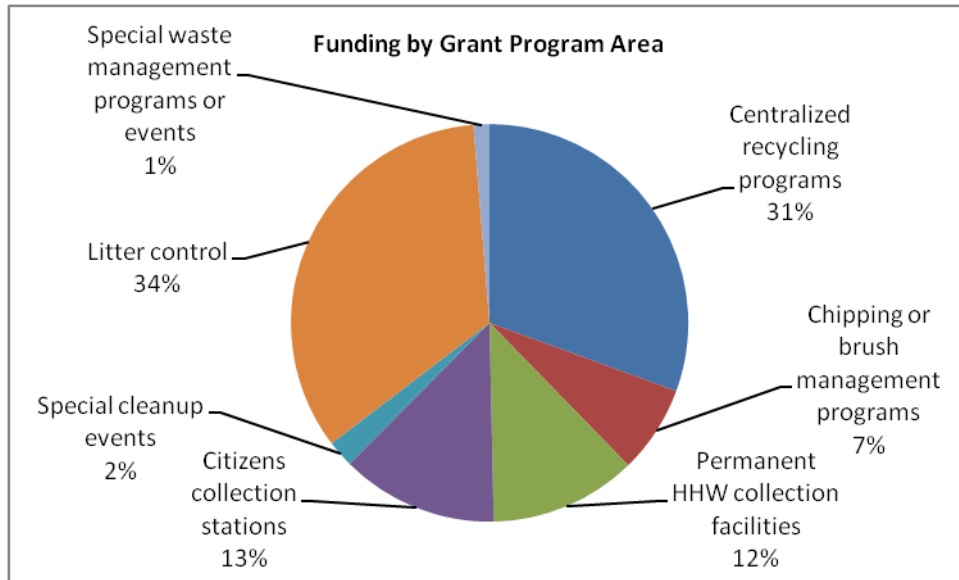
The City of Ropesville, Texas, with a population of 517 is located in Hockley County. During FY 2010, Mayor Berny Bevine along with City Administrator Sue Coker and Police Chief Kenny Greenlee applied for \$10,862 of funding to purchase a dump trailer, bucket grapppler attachment and bucket fork attachment in order to reduce the cost of waste disposal and to host clean-up work days to help the citizens with the removal of large solid waste items. Specifically, the city hopes to reduce the cost of disposing of solid waste items (wood, tree limbs, furniture and appliances) that cannot be placed inside the dumpster.

The purchase of this equipment will make it easier to dispose of solid waste, take less time and decrease the cost of disposal. The dump trailer will be used for hauling large trees, tree trunks, furniture and appliances. The trailer will also be placed in alleyways for limited times to allow citizens and businesses to load their unwanted items. The trailer will also be used for clean-up work days.



**South Plains Association of Governments (SPAG)
Regional Solid Waste Grants Program Summary
FY 2008-2009**

City of Anton	City of Lorenzo
City of Crosbyton	City of Lubbock
City of Dickens	City of Ralls
City of Floydada	City of Slaton
City of Hale Center	City of Spur
City of Levelland	City of Sudan



Category Detail	Percentage of Total	Project Funding
Centralized recycling programs (4 grants)	31%	\$92,951
Chipping or brush management programs (2 grants)	7%	\$21,670
Permanent HHW collection facilities	12%	\$36,389
Citizens collection stations (1 grants)	13%	\$38,900
Special cleanup events (1 grants)	2%	\$6,640
Litter control (5 grants)	34%	\$103,553
Special waste management programs or events (1 grants)	1%	\$3,945
TOTAL	100%	\$304,048

SOUTH TEXAS DEVELOPMENT COUNCIL

The Webb County Colonias Self-Help Program was established to address a much needed solid waste reduction and recycling initiative for the colonias surrounding the City of Laredo in Webb County. It has long been known that numerous colonias exist throughout Webb County.

Colonias are unplatted subdivisions located outside city boundaries usually associated with poor living conditions and little, if any, access to basic services such as water, sewer and waste pickup. The County of Webb Self-Help Center Program was awarded funding from Regional Solid Waste Grants Program to conduct colonia clean up events of many illegal dump sites located in and around colonias in Webb County, as well as educate colonia residents on topics such as recycling and waste reduction.

The program organized and hosted classes, workshops and demonstrations utilizing local resource speakers both from the private sector and governmental entities such as the City of Laredo Environmental Department, the County Extension Service Agent, Department of Health, County Road and Bridge, and Texas A&M Colonias Program. Part of this program goal was to direct the education efforts of the program to school aged children who can also recognize the need and benefits of recycling and other related efforts. Demonstration events were also employed utilizing hands-on techniques in methods of composting using household waste. In total, 10 educational/training events were held during the course of the program term benefiting nearly 400 colonia residents and approximately 1,000 training/educational items and brochures were distributed.

This project meets the following goals and objectives of the South Texas Development Council's Regional Solid Waste Management Plan:

Goal #2: Ensure that solid waste management issues and needs and environmental protection in rural areas and colonias are adequately addressed.

Objective 2.1: Present appropriate alternatives in providing solid waste management services to rural subdivisions and colonias of South Texas.

Objective 2.3: Seek stronger measures to control illegal dumping of waste in South Texas, including conducting community-based cleanup activities; and providing grant funding.

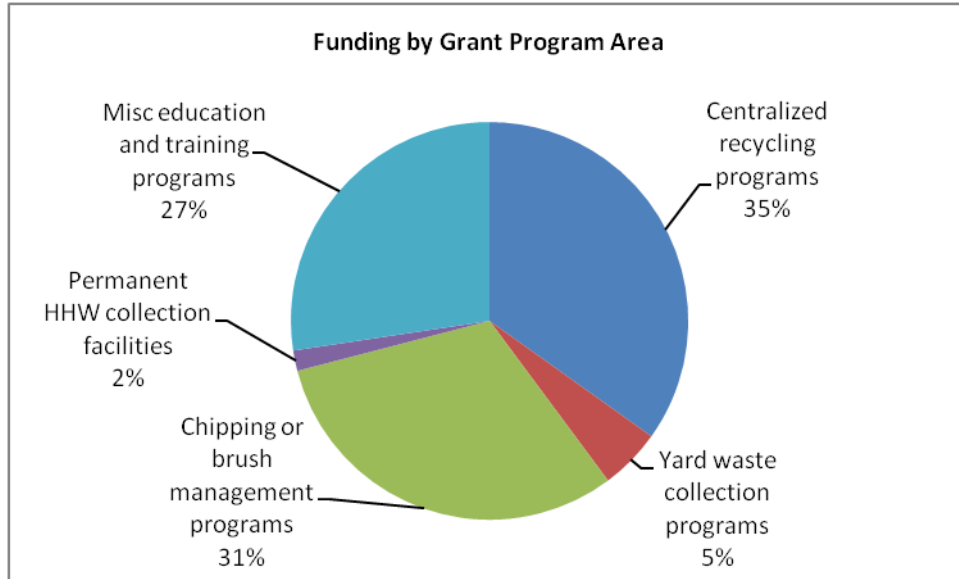
Goal #3: Increase public and political awareness of source reduction, waste diversion, and recycling through education.

Objective 3.1: Continue targeting environmental education to the general public, and Mexico.

**South Texas Development Council (STDC)
Regional Solid Waste Grants Program Summary
FY 2008-2009**

City of Laredo
Webb County

Jim Hogg County
Zapata County



Category Detail	Percentage of Total	Project Funding
Centralized recycling programs (2 grants)	35%	\$84,000
Yard waste collection programs (1 grant)	5%	\$12,000
Chipping or brush management programs (1 grant)	31%	\$75,000
Permanent HHW collection facilities (1 grant)	2%	\$4,000
Misc education and training programs (2 grants)	27%	\$66,000
TOTAL	100%	\$241,000

TEXOMA COUNCIL OF GOVERNMENTS

Recycling programs in rural areas of the state are typically very challenging because of the distances involved in getting the recyclables to market. Small local governments with constricted budgets continually face problems with transportation expenses and attempt to overcome these issues by stockpiling material in order to make the most efficient use of their transportation budgets when transporting material to Material Recovery Facilities.

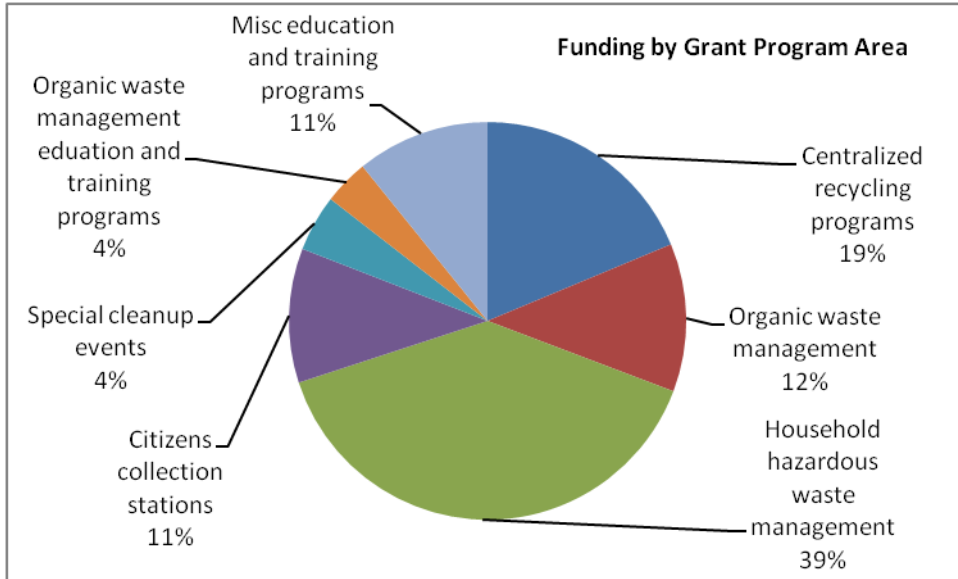
Information from the Texas State Data Center indicates an estimated Fannin County population of 34,329 on January 1, 2009. During FY 2008, a Fannin County Commissioner applied for \$33,400 of Regional Solid Waste Grants Program funding to build a recycling facility that would serve all citizens within the county. The scope of the project involved recycling white paper and cardboard. Regional Solid Waste Grants Program funds were used to build a 30-by-60-foot metal building equipped with a three-phase compactor capable of producing 60-by-48-by-30-inch bales of compacted material. The building has adequate capacity to store bales until a truck load of material (36 bales) can be shipped. Each bale will weigh approximately 800 to 1,000 pounds depending upon compaction density.

The recycling facility has recently begun accepting white paper from the Buster Cole Unit, a State jail facility in Fannin County, and Bonham Independent School District (ISD). The jail transfers 1,600 pounds of white paper to the recycling center each month in addition to the 1,300 pounds per month that comes from the Bonham ISD.



**Texoma Council of Governments (TCOG)
Regional Solid Waste Grants Program Summary
FY 2008-2009**

City of Bonham Fannin County
 City of Pottsboro TCOG
 City of Sherman



Category Detail	Percentage of Total	Project Funding
Centralized recycling programs	19%	\$33,400
Organic waste management	12%	\$21,500
Household hazardous waste management	39%	\$70,000
Citizens collection stations	11%	\$19,500
Special cleanup events	4%	\$8,200
Organic waste management education and training programs	4%	\$6,550
Misc education and training programs	11%	\$19,335
TOTAL	100%	\$178,485

WEST CENTRAL TEXAS COUNCIL OF GOVERNMENTS

Markets for recyclables in west Texas have been limited primarily to baled mixed paper and old corrugated cardboard in the past. The processing of both these materials is required to be done indoors away from the elements, thus requiring a processing building. Unlike cardboard which can be stored outside once baled, paper bales cannot be allowed to get wet, are more susceptible to wind and must be stored indoors; therefore, the building capacity must be increased to provide for storage as well. In cooperation with the TCEQ and the West Central Texas Council of Governments (WCTCOG), the City of Sweetwater has been baling these two products since 1996, beginning with a vertical baler in a 40-by-40-foot building. Our market was a local wallboard manufacturer. Although primarily impacting Nolan County, the City of Sweetwater facility has accepted cardboard and paper from any source, free of charge, willing to transport the material to the facility. In 1999, a building expansion added more storage space and an office area. In 2005, a horizontal baler was added just before the local market began to change. The local wallboard manufacturer purchased a new mixer for their plant that would not allow any tape or glue on cardboard and such processing, for our facility, was economically infeasible. At the same time, they began phasing out the purchase of mixed paper. Since then, the City of Sweetwater has utilized two brokers, one in Abilene and one in San Angelo, to find markets for these two products elsewhere.

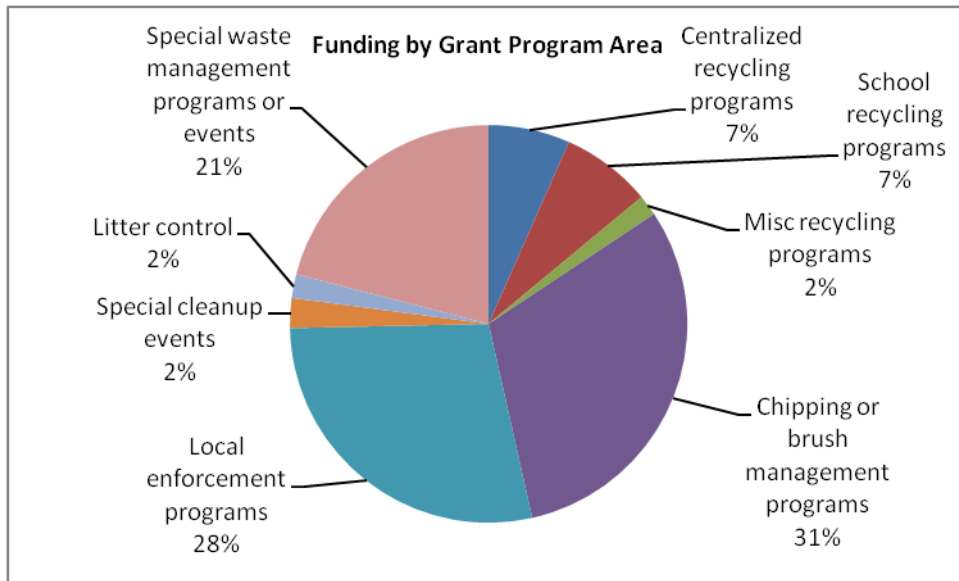
During FY 2008, the City Services Director for the City of Sweetwater applied for \$26,747.00 of Regional Solid Waste Grants Program funding to expand the city's recycling facility. The scope of the project involved the purchase of a 20-by-58-foot metal building addition to the existing Citizens' Collection Station and Recycling Center, an enhancement project for the city. The focus of this project was to increase storage capacity in order to process and store specific grades of baled paper and to begin baling mixed plastics.

The project service area was the City of Sweetwater and sections of Nolan County, approximately 15,802 people, and provided future potential for adjacent counties, Mitchell (9,868 people), Fisher (4,334 people), and Coke (3,864 people) to utilize Sweetwater as a regional paper and cardboard Recycling Facility.



**West Central Texas Council of Governments (WTCOG)
Regional Solid Waste Grants Program Summary
FY 2008-2009**

Brown County	City of Loraine
Callahan County	City of Miles
City of Abilene	City of Snyder
City of Brownwood	City of Sweetwater
City of Clyde	Eastland County
City of Cross Plains	Haskell County
City of Jayton	Nolan County



Category Detail	Percentage of Total	Project Funding
Centralized recycling programs (2 grants)	7%	\$21,595
School recycling programs (2 grants)	7%	\$23,971
Misc recycling programs (1 grant)	2%	\$5,500
Chipping or brush management programs (4 grants)	31%	\$100,347
Local enforcement programs (3 grants)	28%	\$91,830
Special cleanup events (1 grant)	2%	\$7,900
Litter control (1 grant)	2%	\$6,303
Special waste management programs or events (4 grants)	21%	\$68,352
TOTAL	100%	\$325,799

Statutory References

Regional Solid Waste Grants Program Funding

Section 361.014, Health and Safety Code

Sec. 361.014. USE OF SOLID WASTE FEE REVENUE.

(b) Half of the revenue is dedicated to local and regional solid waste projects consistent with regional plans approved by the commission in accordance with this chapter and to update and maintain those plans. Those revenues shall be allocated to municipal solid waste geographic planning regions for use by local governments and regional planning commissions according to a formula established by the commission that takes into account population, area, solid waste fee generation, and public health needs. Each planning region shall issue a biennial report to the legislature detailing how the revenue is spent. A project or service funded under this subsection must promote cooperation between public and private entities and may not be otherwise readily available or create a competitive advantage over a private industry that provides recycling or solid waste services.

(c) Revenue derived from fees charged under Section 361.013(c) to a transporter of whole used or scrap tires or shredded tire pieces shall be deposited to the credit of the waste tire recycling account.

(d) Revenues allocated to the commission for the purposes authorized by Subsection (a) shall be deposited to the credit of the waste management account. Revenues allocated to local and regional solid waste projects shall be deposited to the credit of an account in the general revenue fund known as the municipal solid waste disposal account.

Regional Solid Waste Planning

Section 363.064, 363.065, 363.066, Health and Safety Code

Sec. 363.064. CONTENTS OF REGIONAL OR LOCAL SOLID WASTE MANAGEMENT PLAN.

(a) A regional or local solid waste management plan must:

(1) include a description and an assessment of current efforts in the geographic area covered by the plan to minimize production of municipal solid waste, including sludge, and efforts to reuse or recycle waste;

(2) identify additional opportunities for waste minimization and waste reuse or recycling;

(3) include a description and assessment of existing or proposed community programs for the collection of household hazardous waste;

(4) make recommendations for encouraging and achieving a greater degree of waste minimization and waste reuse or recycling in the geographic area covered by the plan;

(5) encourage cooperative efforts between local governments in the siting of landfills for the disposal of solid waste;

(6) consider the need to transport waste between municipalities, from a municipality to an area in the jurisdiction of a county, or between counties, particularly if a technically suitable site for a landfill does not exist in a particular area;

(7) allow a local government to justify the need for a landfill in its jurisdiction to dispose of the solid waste generated in the jurisdiction of another local government that does not have a technically suitable site for a landfill in its jurisdiction;

(8) establish recycling rate goals appropriate to the area covered by the plan;

(9) recommend composting programs for yard waste and related organic wastes that may include:

(A) creation and use of community composting centers;

(B) adoption of the "Don't Bag It" program for lawn clippings developed by the Texas Agricultural Extension Service; and

(C) development and promotion of education programs on home composting, community composting, and the separation of yard waste for use as mulch;

(10) include an inventory of municipal solid waste landfill units, including:

(A) landfill units no longer in operation;

(B) the exact boundaries of each former landfill unit or, if the exact boundaries are not known, the best approximation of each unit's boundaries;

(C) a map showing the approximate boundaries of each former landfill unit, if the exact boundaries are not known;

(D) the current owners of the land on which the former landfill units were located; and

(E) the current use of the land;

(11) assess the need for new waste disposal capacity; and

(12) include a public education program.

(b) If the boundaries of a municipal solid waste unit that is no longer operating are known to be wholly on an identifiable tract, the council of governments for the area in which the former landfill unit is located shall notify the owner of land that overlays the former landfill unit of the former use of the land and shall notify the county clerk of the county or counties in which the former landfill unit is located of the former use. The notice requirements of this subsection do not apply if the exact boundaries of a former landfill unit are not known.

(c) The county clerk shall record on the deed records of land formerly used as a municipal solid waste landfill a description of the exact boundaries of the former landfill unit, or, if the exact boundaries are not known, the best approximation of each unit's boundaries, together with a legal description of the parcel or parcels of land in which the former landfill unit is located, notice of its former use, and notice of the restrictions on the development or lease of the land imposed by this subchapter. The county clerk shall make the records available for public inspection.

(d) The municipalities and counties within each council of governments shall cooperate fully in compiling the inventory of landfill units.

(e) Each council of governments shall provide a copy of the inventory of municipal solid waste landfill units to the commission and to the chief planning official of each municipality and county in which a unit is located. The commission and the officials shall make the inventory available for public inspection.

(f) The commission may grant money from fees collected under Section 361.013 to a municipality or association of municipalities for the purpose of conducting the inventory required by this section.

Sec. 363.065. PLANNING PROCESS; PLANNING AREA. (a) A regional or local solid waste management plan must result from a planning process that:

(1) is related to proper management of solid waste in the planning area under consideration; and

(2) identifies problems and collects and evaluates data necessary to provide a written public statement of goals, objectives, and recommended actions intended to accomplish those goals and objectives.

(b) A regional solid waste management plan must consider the entire area in an identified planning region.

(c) A local solid waste management plan must consider all the area in the jurisdiction of one or more local governments but may not include an entire planning region.

Sec. 363.066. CONFORMITY WITH REGIONAL OR LOCAL SOLID WASTE MANAGEMENT PLAN.

(a) On the adoption of a regional or local solid waste management plan by commission rule, public and private solid waste management activities and state regulatory activities must conform to that plan.

(b) The commission may grant a variance from the adopted plan under procedures and criteria adopted by the commission.